

**CANADIAN
LISTERS' CORNER**



**2023 Edition
Larry Neily**



Published by Rolling Cloud Editions,
Box 293, 483 Main Street,
Lawrencetown, Annapolis County, NS B0S 1M0
Canada

Website: [Canadian Listers' Corner](#)

Copyright © Larry Neily
December 2023

CANADIAN LISTERS' CORNER

2023 Edition (lists to Dec. 31, 2022)

Table of Contents

Introduction	1
Compiler	2
Cover Photo	2
Milestones	3
Lifelists	6
Year Lists	24
Day Lists	32
Photographic & Audio Lists	34
Winter Lifelists	36
Winter Season Lifelists	41
Single Winter Lists	43
Local Lifelists	47
Local Year Lists	79
Local Day Lists	88
Local Winter Lifelists	89
Local Single Winter Lists	92
Yearly Statistical Summary	94
News & Views	95
<i>Thoughts on Observing a Dovekie</i> – George Bryant	109

ONE GOOD TERN DESERVES ANOTHER



Besides the aptly named Common Tern, your compiler was able to photograph this Arctic Tern



and the much less common Roseate Tern in the same tidal pool at Berry Head, NS on June 21, 2022.

CANADIAN LISTERS' CORNER

2023 Edition (lists to Dec. 31, 2022)

The 2023 edition of *Canadian Listers' Corner* (CLC) is ready for viewing. As usual it is delivered as a PDF format file. As before you will be able to print your own copy, as some may; or just view it on screen, as most will. Another difficult year for your compiler. While employed in COVID related minimum wage jobs in the first half of the year, I have been unemployed since. It has been a real downer to find oneself a useless old man, unsuitable for most employment.

I shall try to carry on the fine tradition Gerry Bennett started for Canadian birders. I managed to secure the website for another 3 years and hope it will work as well as before with the new circumstances. If you find any problems, please let me know. This year I am again very late. Part of the problem last year was an email glitch, which I believe has been resolved now. I waited extra time to ensure all who wished to might have their numbers included. My apologies to anyone who may have sent numbers that didn't reach me because of the email problem. Next year I will send out an initial request for numbers and two reminders and go with the numbers from those who respond. So, get your numbers in quickly. Hopefully, this will result in a mid-year issue, instead of a December issue.

This issue includes 125 (-1 from last year) listers, 78 (-3) current and 47 (+2) carried forward from previous years. Thank you all for participating, and again I thank you for your patience. I also want to assure those of you who were generous enough to express your appreciation monetarily that, though what I do is done out of love, I am extremely grateful for your support. It really does help, especially these days.

The 125 listers include the 13 who did not send updates of their numbers for last year, eleven for the last two years, seven for the last three years, six for the last 4 years, 2 for the last five years, and 7 even less current. We also have one recently deceased CLC'er, Wayne Weber (died in June 2022 – see *In Memoriam* page at the end of the 2022 issue), who is also still listed. Against the losses we had only one new lister this year. Please welcome Sawyer Dawson from London, ON. We also had 9 previous CLC listers update their numbers this year: Mike Austin, Pearland TX / Leamington, ON, Alix d'Entremont, Middle West Pubnico, NS and Brent Schmor, Mission, BC last reporting in 2020; Jim Burk, Blenheim, ON and Mike Mulligan, Calgary, AB (2019); Steve Charlton, Pierrefonds, QC (2018); Carolynn Schmor, Mission, BC (2017); Thomas Plath, Richmond, BC (1998); & Mike McGrenere, Victoria, BC (1994). A big welcome back, especially to the latter two listers who have reached us through a time warp.

The thirteen 2021 listers who did not make submissions in 2022 were Martin Bowman, Richard Cannings, Joel Cherry, Joan (Czapalay) Cormier, Larry Cowan, Carter Dorscht, Gillian Horgan, Richard Killeen, Annie McLeod, Gavin Platt, Richard Stern, Danny Tyson and Rick Tyson. Each year I wonder why folks have not responded. Though I do get brief notes from some of you, which I always appreciate, I often do not hear when people move, have health issues or some other life changing event which prevents them from submitting lists or influences them not to do so; or if they have simply moved on to other things. So, if you know of CLC'ers who have lost touch, please let me know the details. This year I fear that some of you may have sent numbers that I did not receive due to an email issue. If so, I am sorry. Try again in 2024, make sure I have them.

A few of our non-responders are still readers, but they haven't caught up with their data entry. Some have little to report and don't. If you are from the latter group, please help me by sending an email saying your lists are unchanged. Because, if you have not updated your lists for five years, they are likely to disappear soon after (*see the removal policy on page 36*). Some listers update every couple of years or so. And we always have hope that former listers will send new numbers. You are always welcome to rejoin. For more statistical details see the Yearly Statistical Summary on page 94.

The CLC will never be redundant, even with eBird and various online listing services because there are still many lists not covered by these groups, especially the local (in space and time) and more arcane Canadian lists. And because it is meant to provide a yearly snapshot rather than a constantly changing view. And it is strictly for Canadian listers, hopefully fostering "polite" competition and helping like-minded souls keep in touch over the thousands of kilometres that are Canada.

As always, I value any suggestions for improvement to either the publication or the website. It is important to note here that any shortcomings related to this issue or the website are totally my responsibility. So please, if you see errors or omissions, let me know, and I will try to correct them. Thanks to everyone who helped to spread the word about CLC! Please continue to tell any of your listing friends about it and show them the publication and website. Word-of-mouth is still probably the best way to interest new listers to take part. Share the joy!

About the Compiler

Originally from Tremont, NS (in the beautiful Annapolis Valley), I have lived in Tsawwassen, BC (1977-79), in Ottawa, ON (1984-2012), and in Lawrencetown, Annapolis Co., NS since. Your compiler moved from Ottawa to a century home in the Annapolis Valley in late 2012. I started birding with the help of my brother Wayne in 1965 and have pursued the hobby extensively in North America, having birded in 12 provinces/territories and 47 states in the USA, as well as visits to Mexico and Costa Rica. I joined the old ABA 700-club in 2020. I was married in April 2009 to Antoinette Richmond of West Springfield, Virginia.

Photographs

This year's cover photo is provided by your compiler, Larry Neily of Lawrencetown, NS. Taken August 1, 2022 in Yarmouth, NS, it shows one of a maximum of 12 Mississippi Kites that were seen from July 20 through mid-September. An amazing spectacle, considering only a handful of previous Nova Scotian records existed.

This issue contains photos provided by Garry Budyk, Gerry Fox, Melissa Hafting, Anthony Kaduck, Joan & Malcolm McDonald, Ilya Povalyaev and Liam Ragan, as well as your compiler. Thanks to all those who sent photographs this year. All pictures are credited to the photographer who contributed them. Thankfully, more people are offering to share their photos and the geographic distribution is getting broader. But we are still missing shots from some provinces and of many rare birds. And if anyone has good 6:1 or 6:2 W:H shots or crops, they would be useful on some pages. Again, I would love to have more contributions from others who wish to share their good shots of rare or hard to get birds. Needless to say, I can provide no remuneration, but will give the photographer credit under the shot, or in the text – as in the case of the cover. Accurate details appreciated (species, place, date, photographer, and anything else you feel might be interesting).

Significant lifelist milestones reached or passed in 2022

Name	Milestone	Reporting Area
Jacques Bouvier	400	Canada
Laure Neish	400	Canada
David Bell	300	Alberta
Daniel Sawatzky	350	Saskatchewan
Joshua Vandermeulen	400	Ontario
Jim Watt	350	Ontario
Jacques Bouvier	350	Ontario
Jolande St-Pierre	350	New Brunswick
Rick Brown	300	Nova Scotia
Christopher Escott	2100	ATPAT
Dominic Cormier	1900	ATPAT
Ilya Povalyaev	1600	ATPAT
Christopher Escott	4500	Total Ticks
David Bell	650	ABA (Continental)
Mike Austin	900	ABA Area (with Hawaii)
Thor Manson	850	ABA Area (with Hawaii)
Brian Elder	750	ABA Area (with Hawaii)
David Bell	650	ABA Area (with Hawaii)
Mike Toochin	1500	North America
Mike Austin	1400	North America
George Bryant	5900	World
Jim Watt	5600	World
Mike Toochin	5500	World
Rolph Davis	5400	World
Brian Elder	5200	World
Mike Austin	5000	World
Sharon Toochin	5000	World
Eric Tull	4900	World
Brooke Clibbon	4400	World
Joshua Vandermeulen	4000	World
Christopher Escott	3400	World
Brian Stech	3400	World
Dorothy Copp	3400	World
David Bell	3100	World
Alfred Adamo	2800	World
Dominic Cormier	2500	World
Anthony Kaduck	2400	World
Alfred Adamo	3600	World Subspecies

Significant lifelist milestones reached or passed in 2022 (cont'd)

Name	Milestone	Reporting Area
David Bell	150	World Families
Brian Elder	3600	World Photographed
Joshua Vandermeulen	3300	World Photographed
Brian Stech	2400	World Photographed
David Bell	1900	World Photographed
Anthony Kaduck	1500	World Photographed
Christopher Escott	1000	World Photographed
Liam Ragan	350	Canada Photographed
Joshua Vandermeulen	3300	World Photographed
Brian Stech	2400	World Photographed
David Bell	1900	World Photographed
Anthony Kaduck	1500	World Photographed
Christopher Escott	1000	World Photographed
Liam Ragan	350	Canada Photographed
Christopher Escott	300	Canada Photographed
David Bell	200	Canada Audio Recordings
Liam Ragan	200	Canada Audio Recordings
Gordon Payne	250	Canada Winter
Bob Curry	300	Ontario Winter
Eric Tull	300	Vancouver Island
Kevin Neill	300	Victoria
Mike Toochin	150	Northwest Pacific Pelagic
Bill Wilson	200	Inglewood Bird Sanctuary
Joshua Vandermeulen	8700	All Ontario Counties Added Together
Dave Don	350	Hamilton Study Area
Alfred Adamo	350	Toronto (50 km radius from the R.O.M.)
Hugh Currie	350	Toronto (50 km radius from the R.O.M.)
Joshua Vandermeulen	250	Sewage Lagoons in Ontario
Larry Neily	250	Annapolis County
Dominic Cormier	300	Halifax County (RM)
Larry Neily	250	Kings County
Mark Dennis	300	Yarmouth County
Dominic Cormier	2600	All NS Counties Added Together
Larry Neily	2400	All NS Counties Added Together
David Bell	2500	AMAT British Columbia
Sharon Toochin	1100	AOS Checklist Area
Hugh Currie	500	Australia
Joshua Vandermeulen	300	Borneo
Joshua Vandermeulen	1300	Colombia
David Bell	1300	Colombia
Joshua Vandermeulen	600	Costa Rica

Significant lifelist milestones reached or passed in 2022 (cont'd)

Name	Milestone	Reporting Area
Christopher Escott	700	Indonesia
Rolph Davis	450	Mexico
Jim Watt	1000	Peru
Christopher Escott	1800	Eastern Hemisphere
David Bell	2300	Northern Hemisphere
Eric Tull	2700	Southern Hemisphere
Joshua Vandermeulen	3000	Western Hemisphere
Eric Tull	2300	Western Hemisphere
Brooke Clibbon	2100	Western Hemisphere
Roger Foxall	700	Central America
Eric Tull	1200	Asia
Eric Tull	1300	Eurasia
Christopher Escott	1100	Eurasia
Joshua Vandermeulen	2100	South America
Jim Watt	2100	South America
Mike Austin	1800	South America
Roger Foxall	1700	South America
Eric Tull	1400	South America
Brooke Clibbon	1200	South America
Eric Tull	5900	ACOAT
Brooke Clibbon	5300	ACOAT
Christopher Escott	4100	ACOAT
David Bell	4000	eBird Checklist Streak
Jim Watt	150	Yard List
Jolande St-Pierre	150	Acadian Peninsula Winter



This Canada Warbler was photographed on June 1, 2022 northwest of Trout Lake, NS.

LIFELISTS

This category includes only the major Canadian Lifest areas and some major areas that include Canada; i.e. Canada, the provinces and territories, ABA area, North America, the world and related lists. Year Lists, Day Lists, Photo/Audio Lists, Winter Lifests and Single Winter Lists are reviewed under those category titles later in the issue. Other lists are treated as Local Lists and follow the previously mentioned categories. Some birders keep and submit only their lifests. The interest and competition are usually strongest in these categories. While it is self-evident to serious birders just what a lifest is, a novice reading this may not know. A lifest is, logically enough, the number of species seen in a given area during one's entire life (to date). There are, of course, complications. The bird must be a full species and recognized by the listing jurisdiction(s) as a countable species. We hope by this to have comparable lists, though individual interpretation of rules can skew the numbers a bit. *Canadian Listers' Corner* does not vet lists; we simply hope and assume they are submitted according to the rules by competent observers.

Since the ABA has gone to online listing with no thresholds, and doesn't supply totals for areas, I have done my best to get accurate checklist totals for setting our thresholds. The sources are given in the *Thresholds* page on the CLC website. If anyone has more up-to-date numbers for any lists or knows where I can get them, please let me know. Clements latest edition and its supplements are the authority used for world species and families, though I understand that there are other systems that are challenging its position. The number of families stays at 248.

To be published, a birder needs a lifest of 50% of the provincial/territorial total in most jurisdictions; but only 40% in PEI, NL, YT, and NT; and only 30% for Nunavut. These reduced thresholds are because of the dearth of lists from, and difficulties involved in birding in, some of our less populous and far-flung areas. If and when we get sufficient lists from these areas, the thresholds may rise. Other thresholds are as marked. Thresholds are shown after an area's total list in the table headers. Lifests are as reported up to the end of 2022. Asterisks (*) indicates that the list may not be current, as no report was received from that person for the number of years equal to the number of asterisks (up to five), and their last report has been recycled. Numbers older than five years (*subject to deletion – see policy on page 36*) are shown by a single asterisk with a superscript number showing the years since reporting. Figures in brackets following a birder's name are increases reported since last year, or their last report. You may notice some lists that are short of the threshold, yet rounded off, are at the cutoff percentage. Given that the thresholds are a fairly quickly moving target, these are included. The symbol (†) indicates a lister who was deceased before the end of 2022. Regrettably, in 2022 we lost Wayne Weber on June 27. Thank you to those who have kept me informed of deaths, and as I always request, please let me know if you hear of any.

The sharper eyed among you may notice that some lists are less than they were on previous year(s). Unless it is an obvious error, I have to assume the lister has discovered, either through checklist changes or outright error, that the old total he had submitted was incorrect. I have adopted the policy of not showing amounts of decreases to avoid the inevitable "Why is that?" questions, to spare any potential embarrassment, and to allow for the possibility, quite likely in retroactive error cases, that there actually was no change from the previous year.

LIFELISTS

Some Lifelist Numbers

This year we have 823 (-2 from last year) threshold-meeting lifelists from 119 (-1) birders. Nearly 47%, or 363 (-3) of these are the 14 basic Canadian, provincial or territorial lists. The number of birders reaching the Canadian and ABA thresholds is now 100 (-1) and 75 (-1) respectively. The North American category now has 40 (-1), world listers 60 (-1) and world families 35 (+2). ATPAT lists rose to 42 (-2), while Total Ticks (one of the ultimate depravities) stayed at 19 (+1) listers. The provinces and territories (and their number of CLC listers), in high to low order, are ON (60), BC (41), AB (28), MB (25), SK (23), QC (21), NS (19), NB (14), YT (9), PE (8), NT (8), NL (5), and NU (3). No change in the order.

Because the species totals are so wildly different from source to source, I'm simply leaving them as is until I find a believable authority. I'll keep all the thresholds from last year for 2023.



Gerry Fox photographed this Thick-billed Longspur on May 17, 2022 at Tide Lake, AB

Canada 696 spp. (threshold = 350 spp.)

The year's top gainer was Glenda Slessor, who added 30, to reach 488. Next best were Bob Curry with +26 and Liam Ragan (+25). Jacques Bouvier had +56 over two years. Jacques Bouvier and Laure Neish joined the 400 Club in 2022. Two birders; Thomas Plath, Richmond BC (at 539) and Mike McGrenere, Victoria BC (478) joined the Canada list for 2022. Roger Foxall continues to lead with an astounding 559; while Thomas Plath joins the list at 539 (good for 2nd spot); Chris Escott has 530 for 3rd; and Bob Curry 529 for 4th; while Alex Gray falls to 5th spot with 528. 2022 saw 14 (+1) listers with 500 or more, 55 (+2) with at least 450, and 89 (+2) at 400. Of the 100 on this list there were 41 who reported gains in 2022 and 2 new members, meaning at least 43 of 100 were active.

LIFELISTS

Canada 696 spp. (threshold = 350 spp.)

559 80% Roger Foxall, Surrey BC (+2)	456 66% Larry Cowan, Pitt Meadows BC *
539 77% Thomas Plath, Richmond BC (new)	454 65% Mike Austin, Pearland TX / Leamington ON
530 76% Christopher Escott, Toronto ON (+5)	452 65% David Milsom, Peterborough ON
529 76% Bob Curry, Hamilton ON (+26)	451 65% Rudolf Koes, Winnipeg MB (+1)
528 76% Alex Gray, Mississauga ON	450 65% Ray Woods, Calgary AB
527 76% Jo Ann MacKenzie, Surrey BC *****	448 64% Ken Burrell, Kitchener ON ****
523 75% Paul Pratt, Wheatley ON (+1)	443 64% Don MacNeill, Halifax NS (+3)
522 75% John Luce, Surrey BC (+1)	441 63% Jacques Bouvier, St-Isidore ON (+56 / 2 yrs)
520 75% Mike Toochin, Richmond BC (+1)	440 63% Bill Wilson, Calgary AB
515 74% George Bryant, Toronto ON (+2)	439 63% Rick Brown, Yarmouth NS (+4)
509 73% David Bell, Kelowna BC (+3)	438 63% David Britton, Peterborough ON (+3)
507 73% Danny Tyson, Langley BC *	437 63% Angus MacLean, Coldbrook NS **
505 73% Eric Tull, Sidney BC	433 62% Andrew Slater, Calgary AB
503 72% Sharon Toochin, Richmond BC (+1)	432 62% Mark Dennis, Clam Point NS (+6)
499 72% Peter Mitchell, Westmount QC	429 62% Gordon Grief, Winnipeg MB ****
498 72% Hugh Currie, Toronto ON (+1)	428 61% Richard Stern, Kentville NS *
496 71% Rob Dobos, Dundas ON (+4)	426 61% Todd Pepper, Leamington ON ****
495 71% William Lindley, London ON ***	426 61% Ken Thorpe, Cote Saint-Luc QC
491 71% Wayne Weber, Delta BC †	425 61% Colleen Lindley, London ON ***
490 70% Ilya Povalyaev, Vancouver BC (+20)	424 61% Brent Schmor, Mission BC
488 70% Ian Platt, London ON ****	424 61% Clarence Stevens, Sr., Dartmouth NS **
488 70% Glenda Slessor, Hamilton ON (+30)	424 61% Rick Tyson, Surrey BC *
487 70% Rolph Davis, King City ON (+2)	424 61% John Zoch, Harrow ON ***
487 70% Burke Korol, Sackville NB (+1)	419 60% Alix d'Entremont, Mid. W Pubnico NS (+5 / 2 yrs)
486 70% Kevin Neill, Victoria BC (+2)	419 60% Robert Parsons, Winnipeg MB
482 69% Larry Neily, Lawrencetown NS (+2)	417 60% James Fox, Edmonton AB (+4)
480 69% Gordon Payne, London ON (+5)	417 60% Mike Newey, South Surrey BC (+1)
479 69% Carlo Giovanella, Surrey BC **	416 60% Gerry Fox, Edmonton AB (+4)
478 69% Mike McGrenere, Victoria BC (new)	415 60% Joshua Vandermeulen, Niagara Falls ON (+3)
477 69% Dominic Cormier, Halifax NS (+3)	413 59% Frank Pinilla, Richmond Hill ON **
477 69% Paul Lagasi, Ottawa ON (+24)	412 59% Steve Knight, St. Albert AB (+1)
474 68% Brian Stech, Vancouver BC (+2)	411 59% Sandra Dennis, Clam Point NS **
474 68% Keith Burk, Blenheim ON (+3)	409 59% Jason Dain, Halifax NS ***
474 68% Brooke Clibbon, Sidney BC	406 58% Rosita Lanteigne, Caraquet NB (+2)
474 68% Paul Mackenzie, Kingston ON	404 58% Rick Lauzon, Toronto ON
474 68% Joan McDonald, Calgary AB	403 58% Martin Bowman, Williamstown ON *
473 68% Richard Cannings, Penticton BC *	402 58% Benoit Lanteigne, Caraquet NB
473 68% Malcolm McDonald, Calgary AB	401 72% Richard Killeen, Ottawa ON *
473 68% Jeff Skevington, Constance Bay ON **	400 72% Laure Neish, London ON (+2)
472 68% Andrew Foxall, Surrey BC (+3)	391 56% Daniel Sawatzky, Regina SK (+3)
471 68% Brian Elder, Calgary AB (+1)	390 56% Carolyn Schmor, Mission BC
470 68% Thor Manson, Green Valley AZ; ex Oliver BC	386 55% Jeremy Kimm, Victoria BC **
469 67% Wayne Neily, Tremont NS	384 55% Ryan Dudragne, Saskatoon SK **
468 67% Olivier Barden, Montreal QC **	383 55% Jock McCracken, Vancouver BC **
466 67% Murray Brown, Agassiz BC ***	382 55% Dorothy Copp, Vancouver BC
465 67% Bruce Brydon, Holland Landing ON	380 55% Liam Ragan, Victoria BC (+25)
465 67% Gavin Platt, Toronto ON *	379 54% Anthony Kaduck, Kingston ON (+6)
464 67% Mabel McIntosh, Pointe Claire QC ***	372 53% Mike MacDonald, Clam Point NS ****
458 66% Jim Burk, Blenheim ON	366 53% Jolande St-Pierre, Alderwood NB (+1)
457 66% Mike Mulligan, Calgary AB	359 52% Jim Watt, Oakville ON
559 80% Roger Foxall, Surrey BC (+2)	456 66% Larry Cowan, Pitt Meadows BC *

LIFELISTS

British Columbia 558 spp. (threshold = 279 spp.)

Mike Toochin still leads here with 486. Sharon Toochin remained solidly in second spot at 462, while Thomas Plath joins in 3rd spot at 456 and Roger Foxall 4th at 452. There were two new BC listers this year: Thomas Plath (456) and Mike McGrenere (429). We now have 20 CLC listers having more than 400 species in BC. Melissa Hafting and Ilya Povalyaev had the highest gains (+5). This year we have 41 (+1) listers for BC, well over half of which are residents (26). This year saw the top 19 spots all taken by residents.

486	87%	Mike Toochin, Richmond BC (+1)	385	69%	Eric Tull, Sidney BC (+4)
462	83%	Sharon Toochin, Richmond BC (+2)	379	68%	Brent Schmor, Mission BC
456	82%	Thomas Plath, Richmond BC (new)	351	63%	Jeremy Kimm, Victoria BC **
452	81%	Roger Foxall, Surrey BC (+2)	351	63%	Joan McDonald, Calgary AB
451	81%	Wayne Weber, Delta BC †	351	63%	Malcolm McDonald, Calgary AB
448	80%	Melissa Hafting, Vancouver BC (+5)	347	62%	Brooke Clibbon, Sidney BC (+2)
448	80%	Danny Tyson, Langley BC *	344	62%	Carolynn Schmor, Mission BC
445	80%	Brian Stech, Vancouver BC	343	61%	Alex Gray, Mississauga ON
442	79%	Carlo Giovanella, Surrey BC **	330	59%	Paul Pratt, Wheatley ON
442	79%	Jo Ann MacKenzie, Surrey BC *****	328	59%	Dorothy Copp, Vancouver BC (+3)
441	79%	Ilya Povalyaev, Vancouver BC (+5)	325	58%	Burke Korol, Sackville NB
435	78%	John Luce, Surrey BC (+2)	318	57%	Bill Wilson, Calgary AB
435	78%	Kevin Neill, Victoria BC (+3)	316	57%	Christopher Escott, Toronto ON
429	77%	Mike McGrenere, Victoria BC (new)	311	56%	Ray Woods, Calgary AB
426	76%	Murray Brown, Agassiz BC ***	301	54%	Brian Elder, Calgary AB
421	75%	Rick Tyson, Surrey BC *	301	54%	Mike Mulligan, Calgary AB
414	74%	Richard Cannings, Penticton BC *	300	54%	Peter Mitchell, Westmount QC
411	74%	Larry Cowan, Pitt Meadows BC *	297	53%	Dominic Cormier, Halifax NS
409	73%	Andrew Foxall, Surrey BC (+3)	296	53%	Laure Neish, London ON
408	73%	Thor Manson, Green Valley AZ; ex Oliver BC	277	50%	Wayne Neily, Tremont NS
387	69%	David Bell, Kelowna BC (+4)			

Alberta 436 spp. (threshold = 218 spp.)

Joan McDonald leads in AB with 382 species, just one ahead of husband Malcolm. Roger Foxall had the largest gain (+8) in 2022, followed by Gerry & James Fox (+5). New to the list was Thomas Plath with 273. Of Alberta's 28 (+1) listers only 10 are residents, but they hold all but 2 of the top 12 spots. A further 11 of the birders on the list live in BC!

382	88%	Joan McDonald, Calgary AB	285	65%	Paul Pratt, Wheatley ON
381	87%	Malcolm McDonald, Calgary AB	276	63%	Melissa Hafting, Vancouver BC
367	84%	Gerry Fox, Edmonton AB (+5)	273	63%	Thomas Plath, Richmond BC (new)
367	84%	James Fox, Edmonton AB (+5)	269	62%	John Luce, Surrey BC
364	65%	Mike Mulligan, Calgary AB	266	61%	Burke Korol, Sackville NB
360	83%	Eric Tull, Sidney BC	261	60%	Ryan Dudragne, Saskatoon SK **
357	82%	Brian Elder, Calgary AB (+2)	249	57%	Roger Foxall, Surrey BC (+8)
356	82%	Bill Wilson, Calgary AB	248	57%	Wayne Weber, Delta BC †
349	80%	Andrew Slater, Calgary AB	246	56%	Peter Mitchell, Westmount QC
348	80%	Brooke Clibbon, Sidney BC	240	55%	Jo Ann MacKenzie, Surrey BC *****
338	78%	Steve Knight, St. Albert AB (+1)	238	55%	Alex Gray, Mississauga ON
326	75%	Ray Woods, Calgary AB	235	54%	Danny Tyson, Langley BC *
310	71%	Ilya Povalyaev, Vancouver BC	234	54%	Wayne Neily, Tremont NS
300	69%	David Bell, Kelowna BC (+1)	218	50%	David Britton, Peterborough ON

LIFELISTS



Gerry Fox caught this Mourning Warbler on a rare exposed perch on June 2, 2022 at Long Lake Provincial Park, AB.

Saskatchewan 404 spp. (threshold = 202 spp.)

Daniel Sawatzky extended his lead in SK, with a gain of 3 to reach 352. Ryan Dudragne is a distant 2nd at 330, while Annie McLeod & Joel Cherry stayed at 328 and 324 respectively. Daniel Sawatzky's plus 3 was the top gainer, while three others added one each. Residents make up only 4 of the 23 listers for the province.

352	87%	Daniel Sawatzky, Regina SK (+3)	250	62%	Paul Pratt, Wheatley ON
330	82%	Ryan Dudragne, Saskatoon SK **	240	59%	Bill Wilson, Calgary AB
328	81%	Annie McLeod, Regina SK *	238	59%	Joan McDonald, Calgary AB
324	80%	Joel Cherry, Regina SK *	238	59%	Malcolm McDonald, Calgary AB
315	78%	Christopher Escott, Toronto ON	236	58%	Roger Foxall, Surrey BC (+1)
310	77%	Burke Korol, Sackville NB (+1)	234	58%	Alex Gray, Mississauga ON
290	72%	Melissa Hafting, Vancouver BC	234	58%	Gordon Grief, Winnipeg MB ****
273	68%	David Britton, Peterborough ON	228	56%	David Bell, Kelowna BC (+1)
269	67%	Rudolf Koes, Winnipeg MB (+1)	220	54%	Brooke Clibbon, Sidney BC
262	65%	Dominic Cormier, Halifax NS	218	54%	Peter Mitchell, Westmount QC
251	62%	Eric Tull, Sidney BC	211	52%	Wayne Neily, Tremont NS
250	62%	John Luce, Surrey BC			

LIFELISTS

Manitoba 401 spp. (threshold = 201 spp.)

Rudolf Koes continues to lead in Manitoba with 367. Gordon Grief (362) and Rob Parsons (360) are the nearest competitors. Bob Curry's gain of 7 was the highest, while Garry Budyk gained one. There were no new listers for MB this year. Two special notes regarding the MB list, only 4 of 25 listers live in MB (though others have in the past); and no fewer than three birders shown below have over 90% of the MB total.

367	92%	Rudolf Koes, Winnipeg MB	239	60%	Peter Mitchell, Westmount QC
362	90%	Gordon Grief, Winnipeg MB ****	234	58%	Alex Gray, Mississauga ON
360	90%	Robert Parsons, Winnipeg MB	227	57%	Bob Curry, Hamilton ON (+7)
339	85%	Wayne Neily, Tremont NS	225	56%	Brooke Clibbon, Sidney BC
335	84%	Garry Budyk, Winnipeg MB (+1)	219	55%	Roger Foxall, Surrey BC
283	71%	John Luce, Surrey BC	217	54%	Paul Mackenzie, Kingston ON
282	70%	Angus MacLean, Coldbrook NS **	210	52%	Burke Korol, Sackville NB
273	68%	Paul Pratt, Wheatley ON	209	52%	Bill Wilson, Calgary AB
266	66%	John Zoch, Harrow ON ***	208	52%	David Bell, Kelowna BC
265	66%	Jock McCracken, Vancouver BC **	205	51%	Richard Stern, Kentville NS *
257	64%	Eric Tull, Sidney BC	204	51%	Rolph Davis, King City ON
253	63%	David Britton, Peterborough ON	204	51%	Ilya Povalyaev, Vancouver BC
246	61%	Todd Pepper, Leamington ON ****			



Garry Budyk provided this image of an oddly plumaged Blue-winged Teal taken on August 7, 2022 at Whitewater Lake, Manitoba.

LIFELISTS

Ontario 498 spp. (threshold = 249 spp.)

Bob Curry has the leading total of 454, followed by Keith Burk at 449, and Hugh Currie at 448. There was one new ON lister; Sawyer Dawson of London ON. Activity continued to be strong this year in Ontario, with 27 registering gains from last year out of 60 listers. Paul Lagasi again led the gainers with 10, while Rick Lauzon had a +9. Bob Curry is still the only member of the 450 club in Ontario, while 19 (+1) CLCers have 400 or more, 36 (E) are above the 350 mark and 49 (-2) are over 300.

454 91% Bob Curry, Hamilton ON (+3)	374 75% Paul Lagasi, Ottawa ON (+10)
449 90% Keith Burk, Blenheim ON (+3)	372 75% Rick Brown, Yarmouth NS (+2)
448 90% Hugh Currie, Toronto ON (+3)	357 72% Richard Killeen, Ottawa ON *
440 88% William Lindley, London ON ***	353 71% Jim Watt, Oakville ON (+4)
438 88% Paul Pratt, Wheatley ON (+3)	351 70% Jacques Bouvier, St-Isidore ON (+3/2yrs)
433 87% Jim Burk, Blenheim ON	350 70% David Bell, Kelowna BC
432 87% Rob Dobos, Dundas ON (+3)	346 69% John Zoch, Harrow ON ***
428 86% George Bryant, Toronto ON (+3)	344 69% Jo Ann MacKenzie, Surrey BC *****
426 86% David Milsom, Peterborough ON (+6)	342 69% Roger Foxall, Surrey BC (+1)
425 85% Alfred Adamo, Mississauga ON (+3)	339 68% Peter Mitchell, Westmount QC (+4)
425 85% Ian Platt, London ON ****	335 67% Mike Austin, Pearland TX/Leamington ON
422 85% Christopher Escott, Toronto ON (+2)	335 67% David Britton, Peterborough ON (+6)
421 85% Gordon Payne, London ON (+5)	334 67% Larry Neily, Lawrencetown NS
418 84% Sheldon McGregor, Ancaster ON (+4)	321 64% Eric Tull, Sidney BC
415 83% Glenda Slessor, Hamilton ON (+3)	319 64% Martin Bowman, Williamstown ON *
409 82% Robert Waldhuber, Hamilton ON ***	316 63% Anthony Kaduck, Kingston ON (+5)
405 81% Ken Burrell, Kitchener ON ****	306 61% Mabel McIntosh, Pointe Claire QC ***
406 82% Dave Don, Burlington ON (+2)	303 61% John Luce, Surrey BC
402 81% Joshua Vandermeulen, Niagara Falls ON (+3)	300 60% Carter Dorscht, Echo Bay ON *
397 80% Bruce Brydon, Holland Landing ON (+2)	294 59% Gillian Horgan, Williamstown ON *
397 80% Rolph Davis, King City ON (+3)	291 58% Dominic Cormier, Halifax NS (+2)
395 79% Alex Gray, Mississauga ON	280 56% Laure Neish, London ON (+2)
391 79% Gavin Platt, Toronto ON *	279 56% Mike MacDonald, Clam Point NS ****
388 78% Jeff Skevington, Constance Bay ON **	277 56% Rob Porter, Hamilton ON ****
387 78% Paul Mackenzie, Kingston ON	276 55% Brooke Clibbon, Sidney BC
385 77% Rick Lauzon, Toronto ON (+9)	266 53% Wayne Neily, Tremont NS
383 77% Todd Pepper, Leamington ON ****	265 53% Olivier Barden, Montreal QC **
381 77% Frank Pinilla, Richmond Hill ON **	260 52% Angus MacLean, Coldbrook NS **
379 76% Burke Korol, Sackville NB	257 52% Richard Cannings, Penticton BC *
376 76% Colleen Lindley, London ON ***	252 51% Sawyer Dawson, London ON (new)



Garry Budyk shot this Chestnut-collared Longspur on June 21, 2022 at the SW MB Mixed-Grass Prairie IBA.

LIFELISTS

Quebec 462 spp. (threshold = 231 spp.)

Peter Mitchell added one to his leading Quebec total to reach 402 species. The only increases were Peter's singleton and Jacques Bouvier's plus three over 2 years. Only 5 of 21 listers are residents.

402	87%	Peter Mitchell, Westmount QC (+1)	274	59%	Eric Tull, Sidney BC
390	84%	Olivier Barden, Montreal QC **	266	58%	Larry Neily, Lawrencetown NS
380	82%	Mabel McIntosh, Pointe Claire QC ***	263	57%	Rosita Lanteigne, Caraquet NB
331	72%	Mark Dennis, Clam Point NS	260	56%	Jo Ann MacKenzie, Surrey BC *****
318	69%	John Luce, Surrey BC	259	56%	Jolande St-Pierre, Alderwood NB
311	67%	Ken Thorpe, Cote Saint-Luc QC	255	55%	Michel Chiasson, Caraquet NB
301	65%	Sandra Dennis, Clam Point NS **	250	54%	Gillian Horgan, Williamstown ON *
296	64%	Martin Bowman, Williamstown ON *	239	52%	Alex Gray, Mississauga ON
277	60%	Steve Charlton, Pierrefronts QC	237	51%	Brooke Clibbon, Sidney BC
276	60%	Jacques Bouvier, St-Isidore ON (+3/2yrs)	231	50%	Wayne Neily, Tremont NS
276	60%	Roger Foxall, Surrey BC			

Self-found:

322	70%	Olivier Barden, Montreal QC **	285	62%	Mark Dennis, Clam Point NS
-----	-----	--------------------------------	-----	-----	----------------------------



Garry Budyk provided this lovely portrait of a Canada Jay, taken on February 21, 2022 on Hecla Island, Manitoba.

LIFELISTS

New Brunswick 430 spp. (threshold = 215 spp.)

Rosita Lanteigne added 3 to reach a total of 365 and still tops the NB list as Juliette Pellerin has not reported for a few years now and drops to 2nd. Benoit Lanteigne is 3rd at 358. Rosita Lanteigne and Michel Chiasson shared the highest gain (+3) in NB. Again this year the activity was below normal in NB as only 3 birders reported gains to their NB lifelists.

365	85%	Rosita Lanteigne, Caraquet NB (+3)	278	65%	Michel Roy, Bertrand NB *****
361	84%	Juliette Pellerin, Boudreau West NB *6	268	62%	Eric Tull, Sidney BC
358	83%	Benoit Lanteigne, Caraquet NB	248	58%	Peter Mitchell, Westmount QC
351	82%	Jolande St-Pierre, Alderwood NB (+2)	244	57%	David Bell, Kelowna BC
328	76%	Denise Godin, Bertrand NB **	227	53%	Alex Gray, Mississauga ON
318	74%	Michel Chiasson, Caraquet NB (+3)	221	51%	Larry Neily, Lawrencetown NS
313	73%	Angus MacLean, Coldbrook NS **	220	51%	David Seeler, Charlottetown PE

Nova Scotia 482 spp. (threshold = 241 spp.)

Clarence Stevens, Sr in leads at 421. No new birders in the NS group in 2022. Largest increase in NS came from Rick Brown with +21. Only 6 of the 19 listers reported gains. Mark Dennis gained 8 on the self-found NS list to reach a total of 318.

421	87%	Clarence Stevens, Sr., Dartmouth NS **	348	72%	Sandra Dennis, Clam Point NS **
384	80%	Angus MacLean, Coldbrook NS **	344	71%	David Bell, Kelowna BC
384	80%	Don MacNeill, Halifax NS (+3)	333	69%	Jason Dain, Halifax NS ***
381	79%	Richard Stern, Kentville NS *	331	69%	Wayne Neily, Tremont NS
372	77%	Mark Dennis, Clam Point NS (+7)	318	66%	Mike MacDonald, Clam Point NS ****
371	77%	Joan (Czapalay) Cormier, Parrsboro NS *	300	62%	Rick Brown, Yarmouth NS (+21)
364	76%	Alix d'Entremont, Mid W Pubnico NS (+8/2yrs)	254	53%	Alex Gray, Mississauga ON
362	75%	Roger Foxall, Surrey BC	246	51%	Peter Mitchell, Westmount QC
359	74%	Larry Neily, Lawrencetown NS (+3)	244	51%	Olivier Barden, Montreal QC **
355	74%	Dominic Cormier, Halifax NS (+4)			

Self-found:

329	68%	David Bell, Kelowna BC	302	63%	Dominic Cormier, Halifax NS
318	66%	Mark Dennis, Clam Point NS (+8)	273	57%	Larry Neily, Lawrencetown NS
307	64%	Alix d'Entremont, Middle W. Pubnico NS			

Prince Edward Island 361 spp. (threshold = 144 spp.)

PEIer David Seeler added 2 species (as the only gain) to his leading total to reach 318.

318	88%	David Seeler, Charlottetown PE (+2)	165	46%	Roger Foxall, Surrey BC
211	58%	Angus MacLean, Coldbrook NS **	163	45%	Wayne Neily, Tremont NS
188	52%	Alex Gray, Mississauga ON	159	44%	John Luce, Surrey BC
173	48%	Eric Tull, Sidney BC	154	43%	Peter Mitchell, Westmount QC

Newfoundland and Labrador 416 spp. (threshold = 166 spp.)

Peter Mitchell leads in NL with 251 species. No activity reported again in 2022.

251	60%	Peter Mitchell, Westmount QC	179	43%	Rolph Davis, King City ON
231	56%	Roger Foxall, Surrey BC	165	40%	Eric Tull, Sidney BC
208	50%	Alex Gray, Mississauga ON			

LIFELISTS

Yukon Territory 341 spp. (threshold = 136 spp.)

Paul Pratt remains the leader at 182. Richard Cannings remains in 2nd at 172. No current activity reported again in 2022.

182	53%	Paul Pratt, Wheatley ON	150	44%	Wayne Neily, Tremont NS
172	50%	Richard Cannings, Penticton BC *	142	42%	Roger Foxall, Surrey BC
161	47%	Alex Gray, Mississauga ON	136	40%	John Luce, Surrey BC
155	45%	Eric Tull, Sidney BC	135	40%	David Britton, Peterborough ON
152	45%	Peter Mitchell, Westmount QC			

Northwest Territories 294 spp. (threshold = 118 spp.)

David Britton leads this category with 202. Alex Gray is in 2nd with 182. No current activity reported again in 2022.

202	69%	David Britton, Peterborough ON	156	53%	Wayne Neily, Tremont NS
182	62%	Alex Gray, Mississauga ON	141	48%	Rolph Davis, King City ON
180	61%	Eric Tull, Sidney BC	138	47%	Brooke Clibbon, Sidney BC
177	60%	Paul Pratt, Wheatley ON	133	45%	Peter Mitchell, Westmount QC

Nunavut 288 spp. (threshold = 86 spp.)

Alex Gray leads at 140. No activity reported in 2022.

140	49%	Alex Gray, Mississauga ON	95	33%	Peter Mitchell, Westmount QC
104	36%	Burke Korol, Sackville NB			

Total Ticks (All US States, Canadian Provinces and Territories, DC & St. Pierre et Miquelon Added Together) 28289 spp. (threshold = 4000 spp.)

Rolph Davis still leads with a total of 9144. The largest gain, for the 3rd year running, was by Christopher Escott (+135). It was followed by a +21 by David Bell. The “Total Ticks” list incorporates the same basic principle as the ATPAT list which follows.

9144	32%	Rolph Davis, King City ON (+4)	4785	17%	David Bell, Kelowna BC (+21)
8587	30%	Eric Tull, Sidney BC (+6)	4656	16%	Dorothy Copp, Vancouver BC (+3)
7514	27%	Larry Neily, Lawrencetown NS (+3)	4591	16%	Brian Stech, Vancouver BC
7073	25%	Wayne Weber, Delta BC †	4561	16%	Christopher Escott, Toronto ON (+135)
6921	24%	Brooke Clibbon, Sidney BC (+2)	4519	16%	Robert Parsons, Winnipeg MB
6867	24%	Paul Mackenzie, Kingston ON	4516	16%	Gordon Grief, Winnipeg MB ****
6777	24%	Roger Foxall, Surrey BC (+10)	4462	16%	Martin Bowman, Williamstown ON *
6141	22%	Wayne Neily, Tremont NS	4216	15%	Burke Korol, Sackville NB
5168	18%	Olivier Barden, Montreal QC **	4052	14%	Brian Elder, Calgary AB (new)
5097	18%	Rudolf Koes, Winnipeg MB (+7)			

LIFELISTS

All Territories and Provinces Added Together (ATPAT) 5371 spp. (threshold = 1000 spp.)

Alex Gray remains highest at 3043 and Eric Tull next at 3039. Peter Mitchell is the 3rd member of the 3000 Club at 3023, while Roger Foxall is next and not far off 3000 with 2986. Ilya Povalyaev had the highest gain (+222), to reach 1610. Christopher Escott followed with +133 and Dominic Cormier +85. There were no new ATPAT listers in 2022. Seventeen of our 42 CLC ATPATers reported gains, well down from last year. Including the 3000 Club, there are 7 in this category who have reached the 2500 level and 20 who have reached 2000. The late Blake Maybank's total of 3081 is still the target for which all ATPATers aim.

3043 57% Alex Gray, Mississauga ON	1984 37% Ray Woods, Calgary AB
3039 57% Eric Tull, Sidney BC (+4)	1945 36% Dominic Cormier, Halifax NS (+85)
3023 56% Peter Mitchell, Westmount QC (+5)	1879 35% Joan McDonald, Calgary AB
2986 56% Roger Foxall, Surrey BC (+10)	1877 35% Malcolm McDonald, Calgary AB
2720 51% Wayne Neily, Tremont NS	1833 34% Gordon Grief, Winnipeg MB ****
2709 50% John Luce, Surrey BC (+2)	1789 33% Wayne Weber, Delta BC †
2634 49% Paul Pratt, Wheatley ON	1758 33% Rudolf Koes, Winnipeg MB (+5)
2436 45% Brooke Clibbon, Sidney BC (+2)	1705 32% Mike Mulligan, Calgary AB
2362 44% David Bell, Kelowna BC (+5)	1610 30% Ilya Povalyaev, Vancouver BC (+222)
2228 41% David Britton, Peterborough ON (+6)	1572 29% Ken Thorpe, Cote Saint-Luc QC
2218 41% Burke Korol, Sackville NB	1547 29% David Milsom, Peterborough ON (+6)
2208 41% Jo Ann MacKenzie, Surrey BC *****	1499 28% Danny Tyson, Langley BC *
2200 41% Paul Mackenzie, Kingston ON	1440 27% Don MacNeill, Halifax NS (+3)
2180 41% Christopher Escott, Toronto ON (+133)	1433 27% John Zoch, Harrow ON ***
2149 40% Larry Neily, Lawrencetown NS (+3)	1426 27% Andrew Slater, Calgary AB
2138 40% Olivier Barden, Montreal QC **	1338 25% Ken Burrell, Kitchener ON ****
2135 40% Angus MacLean, Coldbrook NS **	1278 24% Rosita Lanteigne, Caraquet NB (+3)
2107 39% Bill Wilson, Calgary AB	1277 24% Martin Bowman, Williamstown ON *
2075 39% Rolph Davis, King City ON (+3)	1237 23% Robert Parsons, Winnipeg MB
2047 38% Brian Elder, Calgary AB (+2)	1175 22% Ryan Dudragne, Saskatoon SK **
1989 37% Richard Cannings, Penticton BC *	1043 19% Steve Knight, St. Albert AB

	Total	BC	AB	SK	MB	ON	QC	NB	NS	PE	NL	YT	NT	NU
Alex Gray	3043	343	238	234	234	395	239	227	254	188	208	161	182	140
Eric Tull	3039	385	360	251	257	321	274	268	228	173	165	155	180	22
Peter Mitchell	3023	300	246	218	239	339	402	248	246	154	251	152	133	95
Roger Foxall	2976	452	249	235	219	341	276	209	362	165	231	142	105	0
Wayne Neily	2720	277	234	211	339	266	231	209	331	163	153	150	156	0
John Luce	2709	435	269	250	283	303	318	194	192	159	118	136	52	0
Paul Pratt	2637	330	285	250	273	438	206	175	122	71	128	182	177	0
B. Maybank †	3081	301	225	254	282	302	266	239	405	191	268	146	122	80

*This table compares the leaders in the ATPAT category, showing in which provinces and territories their comparative strengths and weaknesses lie. Lists not reaching thresholds are in **red**. This is just good clean fun for the truly diseased among us, and, just maybe, instructive to the serious ATPATers out there. There are blank rows for you to fill in your numbers, should you make a copy and feel so inclined.*

LIFELISTS

ABA Area (Continental) 1054 spp. (threshold = 500 spp.)

Mike Austin continues atop our ABA list with a blazing 861. Bill Lindley stayed in 2nd place at 826. Thor Manson holds 3rd spot at 809. Melissa Hafting had the largest gain (+19) to reach 740, while next was Paul Mackenzie's +17 to reach 730, though Jacques Bouvier's +34 over 2 years may have been highest last year. We had one new ABA lister for 2022: Mike McGrenere of Victoria, BC, joining with 625. We currently have 73 ABA Continental listers, of whom 33 reported gains, almost double last year's number. We now have 3 (E) CLC members at 800 or more, 8 (E) at 750 or more, 30 (+1) at 700 or more, 42 (+1) at 650 or more, and 57 (-1) at 600 or more. If eBird users find the number of species for the ABA Areas are seemingly way too low, I sympathize, but assure you the numbers come from the ABA checklist itself. While CLC uses ABA's official 1134 and 1054 (without Hawaii), eBird shows totals 260 to 280 higher. Which reinforces the use of caution in using your totals directly from eBird to submit to CLC or ABA lists. They appear to include lots of species uncountable by our rules, like escaped pets, farmyard fowl, clipped and unclipped birds in parks and zoos, aviary and zoo escapees, etc.

861	82%	Mike Austin, Pearland TX/Leamington ON(+5/2yr)	666	63%	Martin Bowman, Williamstown ON *
826	78%	William Lindley, London ON ***	660	63%	Rudolf Koes, Winnipeg MB (+1)
809	77%	Thor Manson, Green Valley AZ; ex Oliver BC (+4)	659	63%	Gillian Horgan, Williamstown ON *
795	75%	Mike Toochn, Richmond BC (+4)	655	62%	Richard Killeen, Ottawa ON *
790	75%	Roger Foxall, Surrey BC (+3)	652	62%	David Bell, Kelowna BC (+5)
778	74%	Mike Mulligan, Calgary AB	645	61%	Ray Woods, Calgary AB
775	74%	Gordon Payne, London ON (+6)	643	61%	Richard Cannings, Penticton BC *
771	73%	Paul Lagasi, Ottawa ON (+10)	642	61%	Mabel McIntosh, Pointe Claire QC ***
748	71%	Todd Pepper, Leamington ON ****	642	61%	Burke Korol, Sackville NB (+3)
740	70%	Melissa Hafting, Vancouver BC (+19)	642	61%	Kevin Neill, Victoria BC (+1)
740	70%	David Milsom, Peterborough ON	630	60%	Andrew Slater, Calgary AB
730	69%	Christopher Escott, Toronto ON (+7)	631	60%	Olivier Barden, Montreal QC **
730	69%	Paul Pratt, Wheatley ON	626	59%	Carlo Giovanella, Surrey BC **
729	69%	Brian Stech, Vancouver BC	625	59%	Mike McGrenere, Victoria BC (new)
725	69%	Rolph Davis, King City ON (+2)	622	59%	Alex Gray, Mississauga ON
724	69%	Wayne Weber, Delta BC †	619	59%	Wayne Neily, Tremont NS
723	69%	Dorothy Copp, Vancouver BC (+6)	618	59%	Dominic Cormier, Halifax NS (+2)
722	69%	Brian Elder, Calgary AB (+3)	618	59%	Richard Stern, Kentville NS *
718	69%	Steve Charlton, Pierrefonds QC	609	58%	Mark Dennis, Clam Point NS (+1)
717	68%	Ian Platt, London ON ****	604	57%	Laure Neish, London ON (+2)
713	68%	Paul Mackenzie, Kingston ON	595	56%	Sandra Dennis, Clam Point NS **
713	68%	Sharon Toochn, Richmond BC (+4)	593	56%	Gordon Grief, Winnipeg MB ****
711	67%	Jo Ann MacKenzie, Surrey BC *****	590	56%	Jacques Bouvier, St-Isidore ON (+34/2 yrs)
711	67%	Eric Tull, Sidney BC (+1)	585	56%	Bill Wilson, Calgary AB
710	67%	Joan (Czapalay) Cormier, Parrsboro NS *	581	55%	Rick Brown, Yarmouth NS (+3)
706	67%	Joan McDonald, Calgary AB (+1)	579	55%	Bruce Brydon, Holland Landing ON (+1)
706	67%	Malcolm McDonald, Calgary AB (+1)	575	55%	Larry Cowan, Pitt Meadows BC *
703	67%	Larry Neily, Lawrencetown NS (+1)	565	54%	Brent Schmor, Mission BC
701	67%	Jeff Skevington, Constance Bay ON **	561	53%	Frank Pinilla, Richmond Hill ON **
701	67%	Hugh Currie, Toronto ON (+1)	557	53%	Murray Brown, Agassiz BC ***
696	66%	John Luce, Surrey BC (+2)	544	52%	Rick Tyson, Surrey BC *
689	65%	Danny Tyson, Langley BC *	541	51%	Peter Mitchell, Westmount QC
683	65%	Ken Thorpe, Cote Saint-Luc QC	531	50%	Carolynn Schmor, Mission BC
681	65%	Robert Parsons, Winnipeg MB (+5)	529	50%	Jeremy Kimm, Victoria BC **
671	64%	Andrew Foxall, Surrey BC (+2)	527	50%	Don MacNeill, Halifax NS (+1)
671	64%	Gavin Platt, Toronto ON *	511	48%	Mike MacDonald, Clam Point NS ****
668	63%	Brooke Clibbon, Sidney BC (+1)			

LIFELISTS

ABA Area (with Hawaii) c. 1134 spp. (threshold = 500 spp.)

The ABA has chosen to add Hawaii to the official ABA Area. So, we have a second ABA Area list with Hawaii included. But we will also keep the traditional/continental ABA Area, so please submit both numbers, even if you've never been to HI, in which case, it will be the same as your old ABA list. We had 2 new additions to this list this year, Melissa Hafting's 794 and Mike McGrenere's 658. Mike Austin continues to lead at 906, Thor Manson has 853 for 2nd spot and Mike Toochin has 849 for 3rd spot. Top gainers were Chris Escott with +16.

906	80%	Mike Austin, Pearland TX / Leamington ON (+13/2yrs)	727	64%	Hugh Currie, Toronto ON (+1)
853	75%	Thor Manson, Green Valley AZ; ex Oliver BC (+4)	714	63%	Brooke Clibbon, Sidney BC (+1)
849	75%	Mike Toochin, Richmond BC (+2)	706	62%	Ken Thorpe, Cote Saint-Luc QC
833	73%	Roger Foxall, Surrey BC (+3)	703	62%	Larry Neily, Lawrencetown NS (+1)
794	70%	Melissa Hafting, Vancouver BC (new)	687	61%	Andrew Foxall, Surrey BC (+2)
791	70%	Mike Mulligan, Calgary AB	684	60%	Robert Parsons, Winnipeg MB (+4)
791	70%	Gordon Payne, London ON (+4)	684	60%	Ray Woods, Calgary AB
783	69%	Christopher Escott, Toronto ON (+16)	670	59%	Kevin Neill, Victoria BC (+6)
780	69%	David Milsom, Peterborough ON	658	58%	Mike McGrenere, Victoria BC (new)
771	68%	Paul Lagasi, Ottawa ON	652	57%	David Bell, Kelowna BC (+5)
767	68%	Paul Pratt, Wheatley ON	648	57%	Carlo Giovanella, Surrey BC **
766	68%	Sharon Toochin, Richmond BC (+1)	631	56%	Laure Neish, London ON (+2)
761	67%	Eric Tull, Sidney BC (+1)	628	55%	Gordon Grief, Winnipeg MB ****
750	66%	Brian Elder, Calgary AB (+3)	618	54%	Dominic Cormier, Halifax NS (+2)
748	66%	Todd Pepper, Leamington ON ****	612	54%	Larry Cowan, Pitt Meadows BC *
747	66%	Rob Dobos, Dundas ON (+7)	588	52%	Frank Pinilla, Richmond Hill ON **
742	65%	Wayne Weber, Delta BC †	579	55%	Brent Schmor, Mission BC
739	65%	Jeff Skevington, Constance Bay ON **	527	50%	Don MacNeill, Halifax NS (+1)
731	64%	Bob Curry, Hamilton ON (+3)			

North America 1995 spp. (threshold = 800 spp.)

Again this year Brian Stech retains in top spot, adding 3 to get to 1635. Mike Mulligan was 2nd with 1621 and Dorothy Copp 3rd at 1620. New to this category was Thomas Plath with 1327. Top one-year gainer was Josh Vandermeulen with 51 new species.

1635	82%	Brian Stech, Vancouver BC (+3)	1141	57%	Wayne Weber, Delta BC †
1621	81%	Mike Mulligan, Calgary AB	1123	56%	Richard Stern, Kentville NS *
1620	81%	Dorothy Copp, Vancouver BC (+4)	1116	56%	Sandra Dennis, Clam Point NS **
1573	79%	Todd Pepper, Leamington ON ****	1107	55%	Christopher Escott, Toronto ON (+6)
1501	75%	Mike Toochin, Richmond BC (+20)	1103	55%	David Milsom, Peterborough ON
1483	74%	Roger Foxall, Surrey BC (+8)	1102	55%	Gavin Platt, Toronto ON *
1456	73%	Joshua Vandermeulen, Niagara Falls ON (+51)	1084	54%	Eric Tull, Sidney BC (+2)
1451	73%	Mike Austin, Pearland TX/Leamington ON (+80/2yr)	1070	54%	Rudolf Koes, Winnipeg MB (+1)
1385	69%	Hugh Currie, Toronto ON	1066	53%	Burke Korol, Sackville NB (+3)
1381	69%	Paul Pratt, Wheatley ON	1031	52%	Don MacNeill, Halifax NS (+1)
1375	69%	Paul Mackenzie, Kingston ON	1009	51%	Brooke Clibbon, Sidney BC (+2)
1374	69%	Jeff Skevington, Constance Bay ON **	997	50%	Brian Elder, Calgary AB (+2)
1361	68%	Rolph Davis, King City ON (+13)	937	47%	Gordon Grief, Winnipeg MB ****
1328	67%	David Bell, Kelowna BC (+7)	915	46%	Mabel McIntosh, Pointe Claire QC ***
1327	67%	Thomas Plath, Richmond BC (new)	869	44%	Ray Woods, Calgary AB
1319	66%	Ian Platt, London ON ****	866	43%	Andrew Foxall, Surrey BC (+2)
1306	65%	Olivier Barden, Montreal QC **	866	43%	Daniel Sawatzky, Regina SK (+1)
1274	64%	Jo Ann MacKenzie, Surrey BC *****	858	43%	Andrew Slater, Calgary AB (+1)
1182	59%	Richard Cannings, Penticton BC *	856	43%	Larry Cowan, Pitt Meadows BC *
1163	58%	Mark Dennis, Clam Point NS	855	43%	Larry Neily, Lawrencetown NS (+1)

LIFELISTS

World 10792 spp. (10906 less 114 extinct - eBird/Clements 2022) (threshold = 1000 spp.)

Todd Pepper is still solidly in top spot with 6630 species. Roger Foxall with a gain of 39 remains in 2nd spot, while George Bryant with a gain of 85 is in 3rd with 5964. There were 3 new listers in 2022 for the World category: Thomas Plath (5048), Mike McGrenere (1766) and Paul Lagasi (1010). The largest reported increase in 2022 came from Josh Vandermeulen with 908, followed by Anthony Kaduck with 450. There were 11 triple digit gainers (those adding 100 or more species to their World Lifelists). We are apparently somewhat back to normal. There are 60 names on our World list this year. Two (E) CLC world listers now have 6000 or more, 15 (+4) have reached 5000, 19 (+2) 4000, 30 (+1) 3000, and 43 (E) 2000. Martin Edwards, who died in 2012 at age 85 on a birding trip to the Amazon, will likely be the target for which we shoot for some time yet with his amazing total of 8456.

6630	61%	Todd Pepper, Leamington ON ****	2976	28%	Mark Dennis, Clam Point NS
6063	56%	Roger Foxall, Surrey BC (+39)	2948	27%	Gillian Horgan, Williamstown ON *
5964	55%	George Bryant, Toronto ON (+85)	2927	27%	Sandra Dennis, Clam Point NS **
5668	53%	Paul Mackenzie, Kingston ON (+37)	2843	26%	Alfred Adamo, Mississauga ON (+180)
5648	52%	Jim Watt, Oakville ON (+172)	2755	26%	Rick Brown, Yarmouth NS (+4)
5572	52%	Hugh Currie, Toronto ON (+51)	2517	23%	Ray Woods, Calgary AB
5509	51%	David Milsom, Peterborough ON (+1)	2516	23%	Dominic Cormier, Halifax NS (+365)
5526	51%	Mike Toochin, Richmond BC (+41)	2462	23%	Richard Killeen, Ottawa ON *
5457	51%	Jeff Skevington, Constance Bay ON **	2435	23%	Anthony Kaduck, Kingston ON (+450)
5413	50%	Rolph Davis, King City ON (+24)	2418	22%	Andrew Foxall, Surrey BC (+3)
5217	48%	Brian Elder, Calgary AB (+246)	2417	22%	Steve Charlton, Pierrefronds QC
5090	47%	Jo Ann MacKenzie, Surrey BC *****	2234	21%	Andrew Slater, Calgary AB (+5)
5048	47%	Thomas Plath, Richmond BC (new)	2109	20%	Mabel McIntosh, Pointe Claire QC ***
5047	47%	Mike Austin, Pearland TX / Leamington ON (+528/2yr)	1766	16%	Mike McGrenere, Victoria BC (new)
5007	46%	Sharon Toochin, Richmond BC (+154)	1696	16%	Gavin Platt, Toronto ON *
4987	46%	Eric Tull, Sidney BC (+165)	1650	15%	Larry Cowan, Pitt Meadows BC *
4459	41%	Brooke Clibbon, Sidney BC (+191)	1640	15%	Richard Stern, Kentville NS *
4103	38%	Olivier Barden, Montreal QC **	1622	15%	Gordon Grief, Winnipeg MB ****
4009	37%	Joshua Vandermeulen, Niagara Falls ON (+908)	1582	15%	Don MacNeill, Halifax NS (+1)
3981	37%	Rudolf Koes, Winnipeg MB (+5)	1572	15%	Malcolm McDonald, Calgary AB (+2)
3695	34%	Paul Pratt, Wheatley ON (+3)	1560	14%	Peter Mitchell, Westmount QC
3600	33%	Mike Mulligan, Calgary AB	1484	14%	Joan McDonald, Calgary AB (+2)
3462	32%	Christopher Escott, Toronto ON (+87)	1435	13%	Alex Gray, Mississauga ON
3458	32%	Brian Stech, Vancouver BC (+84)	1351	13%	Frank Pinilla, Richmond Hill ON **
3433	32%	Dorothy Copp, Vancouver BC (+81)	1228	11%	Wayne Weber, Delta BC †
3416	32%	Ian Platt, London ON ****	1215	11%	Jason Dain, Halifax NS ***
3233	30%	Richard Cannings, Penticton BC *	1055	10%	Brent Schmor, Mission BC
3157	29%	Burke Korol, Sackville NB (+10)	1017	9%	Kevin Neill, Victoria BC (+6)
3116	29%	David Bell, Kelowna BC (+220)	1010	9%	Paul Lagasi, Ottawa ON (new)
3047	28%	Martin Bowman, Williamstown ON *	1009	9%	Larry Neily, Lawrencetown NS

World Subspecies 20530 (includes extinct subspecies - eBird/Clements 2021) (threshold = 3000)

Mike Toochin joins this list in top spot with 5935. Mark Dennis has 2nd spot in this category at 3979. Alfred Adamo has the largest gain with a +227.

5935	29%	Mike Toochin, Richmond BC (new)	3668	18%	Alfred Adamo, Mississauga ON (+227)
3979	20%	Mark Dennis, Clam Point NS			

LIFELISTS

World Families 248 families (Clements) (threshold = 100 families)

The Clements Checklist of Birds of the World, 6th Edition (published by Cornell University Press, June 2007) and its updates online at <http://www.birds.cornell.edu/clementschecklist/> are used by the CLC to find the latest information in this quickly changing field. You can see the overview of v2022 (October 2022), the latest version at the end of 2022, and download the update from <https://www.birds.cornell.edu/clementschecklist/introduction/updateindex/october-2022/> on the Cornell website. For this issue the number of families is unchanged.

George Bryant leads with 245 & Paul Mackenzie has 2nd spot with 244 families reported. Two new birders joined this list in 2022: Thomas Plath at 217 and Paul Pratt (200). The most improved total was +29 by David Bell, followed by Dominic Cormier with +21, while Mike Austin has a +25 over 2 years. Of our 35 listers, 15 are above 200 and 24 over 150.

245	99%	George Bryant, Toronto ON	185	75%	Ray Woods, Calgary AB
244	98%	Paul Mackenzie, Kingston ON	183	74%	Dominic Cormier, Halifax NS (+21)
231	93%	Roger Foxall, Surrey BC	180	73%	Mark Dennis, Clam Point NS
228	92%	Mike Austin, Pearland TX / Leamington ON (+25/2yrs)	166	67%	Andrew Slater, Calgary AB
226	91%	Hugh Currie, Toronto ON	151	61%	David Bell, Kelowna BC (+29)
225	91%	Brian Elder, Calgary AB (+7)	146	59%	Anthony Kaduck, Kingston ON (+4)
224	90%	Eric Tull, Sidney BC	142	57%	Malcolm McDonald, Calgary AB
223	90%	Jim Watt, Oakville ON (+1)	131	53%	Joan McDonald, Calgary AB
221	89%	Mike Tootchin, Richmond BC	124	50%	Kevin Neill, Victoria BC
219	88%	Brooke Clibbon, Sidney BC (+1)	121	49%	Don MacNeill, Halifax NS
217	88%	Thomas Plath, Richmond BC (new)	120	48%	Peter Mitchell, Westmount QC
215	87%	Sharon Tootchin, Richmond BC (+2)	119	48%	Larry Cowan, Pitt Meadows BC *
202	81%	Burke Korol, Sackville NB	111	45%	Gordon Payne, London ON
200	81%	Paul Pratt, Wheatley ON (new)	111	45%	Gavin Platt, Toronto ON *
199	80%	Christopher Escott, Toronto ON	101	41%	Daniel Sawatzky, Regina SK
191	77%	Martin Bowman, Williamstown ON *	100	40%	Larry Neily, Lawrencetown NS
191	77%	Gillian Horgan, Williamstown ON *			

World Non-passerine Families 108 families (Clements) (threshold = 50 families)

106	98%	Eric Tull, Sidney BC	56	52%	Larry Neily, Lawrencetown NS
104	96%	Brooke Clibbon, Sidney BC (+1)			

World Passerine Families 140 families (Clements) (threshold = 60 families)

118	84%	Eric Tull, Sidney BC	115	82%	Brooke Clibbon, Sidney BC
-----	-----	----------------------	-----	-----	---------------------------

LIFELISTS

***** INTERPROVINCIAL LIFELISTS *****

Interprovincial lists cover all or parts of two or more provinces or territories. The areas included here are meant to be treated as a single unit, rather than lists formed by adding provincial lists together as in the ATPAT-type lists. Neither are they like “Seen in All” lists, but perhaps would better be categorized as “Seen in Any” lists.

Prairie Provinces (AB, MB, SK) 467 spp. - (threshold = 250 spp.)

The McDonald’s still maintain the top two spots, while Rudolf Koes keeps to 3rd. Daniel Sawatzky and Roger Foxall had the largest gains at +3. There were no new listers in 2022.

390	84%	Joan McDonald, Calgary AB	331	71%	Ray Woods, Calgary AB
389	83%	Malcolm McDonald, Calgary AB	330	71%	Annie McLeod, Regina SK *
386	83%	Rudolf Koes, Winnipeg MB	329	70%	Burke Korol, Sackville NB (+1)
375	80%	Gordon Grief, Winnipeg MB ****	327	70%	Paul Pratt, Wheatley ON
373	80%	Eric Tull, Sidney BC	326	70%	Joel Cherry, Regina SK *
371	79%	Robert Parsons, Winnipeg MB	315	67%	David Bell, Kelowna BC (+2)
367	79%	Bill Wilson, Calgary AB	305	65%	Alex Gray, Mississauga ON
363	78%	Brian Elder, Calgary AB (+2)	297	64%	Roger Foxall, Surrey BC (+3)
361	77%	Brooke Clibbon, Sidney BC	294	63%	Angus MacLean, Coldbrook NS **
359	77%	Andrew Slater, Calgary AB	279	60%	John Zoch, Harrow ON ***
355	76%	Wayne Neily, Tremont NS	278	60%	Dominic Cormier, Halifax NS
355	76%	Daniel Sawatzky, Regina SK (+3)	268	57%	Wayne Weber, Delta BC †
341	73%	Garry Budyk, Winnipeg MB (+1)	255	55%	Rolph Davis, King City ON
341	73%	Ryan Dudragne, Saskatoon SK **			

Atlantic Canada (NB, NL, NS, PE) 516 spp. (threshold = 250 spp.)

Clarence Stevens Sr. has the highest total here, with an impressive 421. No new listers for 2021. The biggest gain was by Dominic Cormier with +4.

421	82%	Clarence Stevens, Sr., Dartmouth NS **	357	69%	Dominic Cormier, Halifax NS (+4)
388	75%	Angus MacLean, Coldbrook NS **	354	69%	Jolande St-Pierre, Alderwood NB (+2)
384	74%	Don MacNeill, Halifax NS (+3)	349	68%	David Bell, Kelowna BC
382	74%	Rosita Lanteigne, Caraquet NB (+3)	337	65%	Wayne Neily, Tremont NS
381	74%	Richard Stern, Kentville NS *	332	64%	David Seeler, Charlottetown PE (+2)
373	72%	Joan (Czapalay) Cormier, Parrsboro NS *	327	63%	Michel Chiasson, Caraquet NB (+3)
372	72%	Roger Foxall, Surrey BC	302	59%	Alex Gray, Mississauga ON
369	72%	Larry Neily, Lawrencetown NS (+3)	291	56%	Eric Tull, Sidney BC

LIFELISTS

***** INTERPROVINCIAL LIFELISTS *****

The Maritimes (NB, NS, PE) 499 spp. (threshold = 250 spp.)

As is usually the case, what is said about the previous list applies equally well to this one. The totals are generally somewhat lower and the order has minor differences.

421	82%	Clarence Stevens, Sr., Dartmouth NS **	357	69%	Dominic Cormier, Halifax NS (+4)
388	75%	Angus MacLean, Coldbrook NS **	354	69%	Jolande St-Pierre, Alderwood NB (+2)
384	74%	Don MacNeill, Halifax NS (+3)	349	68%	David Bell, Kelowna BC
382	74%	Rosita Lanteigne, Caraquet NB (+3)	337	65%	Wayne Neily, Tremont NS
381	74%	Richard Stern, Kentville NS *	332	64%	David Seeler, Charlottetown PE (+2)
373	72%	Joan (Czapalay) Cormier, Parrsboro NS *	327	63%	Michel Chiasson, Caraquet NB (+3)
372	72%	Roger Foxall, Surrey BC	302	59%	Alex Gray, Mississauga ON
369	72%	Larry Neily, Lawrencetown NS (+3)	291	56%	Eric Tull, Sidney BC

Northern Canada (YT, NT, NU) 388 spp. - (threshold = 130 spp.)

Alex Gray continues to lead here with 226. No activity in this category again for 2022.

226	58%	Alex Gray, Mississauga ON	172	44%	Rolph Davis, King City ON
205	53%	Eric Tull, Sidney BC	167	43%	Brooke Clibbon, Sidney BC
194	50%	Wayne Neily, Tremont NS	135	35%	Bill Wilson, Calgary AB
184	47%	Peter Mitchell, Westmount QC	133	34%	Burke Korol, Sackville NB
173	45%	Richard Cannings, Penticton BC *			

Canada North of 60 (60° North Latitude) (threshold = 120 spp.)

Alex Gray continues to lead in this list with 222.

222	Alex Gray, Mississauga ON	126	Wayne Weber, Delta BC †
173	Richard Cannings, Penticton BC *		

Canada North of the Arctic Circle (threshold = 80 spp.)

Alex Gray continues to lead the group. No activity again for 2022.

144	Alex Gray, Mississauga ON	112	Richard Cannings, Penticton BC *
117	Olivier Barden, Montreal QC **	107	Eric Tull, Sidney BC

All National Historic Sites in Canada (threshold = 150 spp.)

Carter Dorscht has the highest (and only) total in this category.

215	Carter Dorscht, Echo Bay ON *
-----	-------------------------------

LIFELISTS

***** INTERPROVINCIAL LIFELISTS *****

All National Parks in Canada (threshold = 150 spp.)

Eric Tull continues in top spot with 382. Dominic Cormier had the only gain of +1.

382	Eric Tull, Sidney BC	280	Malcolm McDonald, Calgary AB
337	David Bell, Kelowna BC	233	Frank Pinilla, Richmond Hill ON **
309	Burke Korol, Sackville NB	215	Ryan Dudragne, Saskatoon SK **
307	Angus MacLean, Coldbrook NS **	208	Larry Neily, Lawrencetown NS
301	Bill Wilson, Calgary AB	185	Carter Dorscht, Echo Bay ON *
297	Wayne Neily, Tremont NS	172	Jolande St-Pierre, Alderwood NB
285	Dominic Cormier, Halifax NS (+1)	165	Michel Chiasson, Caraquet NB
280	Joan McDonald, Calgary AB		

***** “SEEN IN ALL” LIFELISTS *****

A quick word here about the “Seen in All” categories below: These are neither single regions combining provinces or territories (the “Seen in Any” types), nor the ATPAT-type lists adding together the totals from different provinces or territories within a larger region; but lists of species seen in each of the provinces or territories within a given region. For example, to add a bird to your “Seen in All 3 Territories” list, you must see it in each of the Yukon, the Northwest Territories and Nunavut. While this may seem self-evident to many, sometimes a reader will exhibit a bit of quite justifiable confusion over this.

Seen in All 3 Territories (threshold = 20 spp.)

Alex Gray has top list in this category by far.

95	Alex Gray, Mississauga ON	49	Theo Hofmann, Thornhill ON †
----	---------------------------	----	------------------------------

Seen in All 10 Provinces (threshold = 50 spp.)

Alex Gray is the leader in this category.

101	Alex Gray, Mississauga ON	76	Wayne Neily, Tremont NS
96	Eric Tull, Sidney BC		

Seen in All 13 Provinces and Territories (threshold = 10 spp.)

Alex Gray has an astounding total of 56 in this category.

56	Alex Gray, Mississauga ON		
----	---------------------------	--	--

YEAR LISTS

To qualify for inclusion below, a birder must have a year list of 40% of the provincial/territorial total in most provinces; though only 30% in Prince Edward Island, Newfoundland and Labrador, the Yukon, and Northwest Territories; and only 20% for Nunavut Territory. Year List thresholds for Canada, ATPAT, ABA area and the World are 80% of the Lifelist cutoff. Bigby's are 10% less (*see note under BC*). Thresholds are shown in the table headers. Each table includes a birder's best ever Year List, as well as their qualifying 2022 Year List, if any. All 2022 Year Lists in each category are bolded. This will serve not only to aid in finding last year's lists more easily, but also to give, at a glance, an idea of an area's current level of activity.

2022 saw five (-3) listers qualify on the Canada Year List category. Top reported 2022 Canada Year Lists were Gerry & James Fox's 313's. In the province/territory categories there were 17 (-4) qualifying 2022 lists. Alberta had the most birders who exceeded the threshold for 2022 with 5, followed by Ontario with 4, and British Columbia, Manitoba, New Brunswick and Nova Scotia with 2 each.

Measures for best provincial list are not really comparable from province to province; some provinces have more species, some a higher percentage of rarities, some more difficult travel conditions, etc. So, it makes sense to examine more than one category. Three measures we usually mention here are **top percentage of the provincial list**; **top number of species**; and **beating the previous top list in a province/territory**.

In 2022, in the **beating the previous top list in a province/territory** category, there were no provinces with a new record this year. But Jolande St.-Pierre came closest, only 5 species short of a New Brunswick record. In the **top number of species** category in 2022, David Milsom's 319 in Ontario was tops, followed by Gerry & James Fox's 313 in Alberta. In the last category, the **top percentage** from any list across Canada came, not from Manitoba as it often used to be in the past, but from, for the 8th year in a row, Alberta. James and Gerry Fox had 72% of the AB list. Rudolf Koes came third here with 71%, followed by Rob Parsons with 70%, both in MB. With top spot in all of the three categories taken by different listers, there is no obvious winner. So we will have 3 (or rather 4) winners of the Year Listers of 2022 award, the leaders from each category, Jolande St.-Pierre, David Milsom & Gerry & James Fox.



This Green Heron was photographed by Gerry Fox on 15 August 2022 in Calgary, AB.

YEAR LISTS

Canada 696 spp. (threshold = 280 spp.)

436	63%	2018	David Bell, Kelowna BC	330	47%	1999	Burke Korol, Sackville NB
431	62%	2012	Brian Elder, Calgary AB	327	47%	1989	Danny Tyson, Langley BC
431	62%	2012	Ray Woods, Calgary AB	317	46%	2019	Paul Lagasi, Ottawa ON
403	58%	1998	Roger Foxall, Surrey BC	313	45%	2022	Gerry Fox, Edmonton AB
391	56%	1981	Jo Ann MacKenzie, Surrey BC	313	45%	2022	James Fox, Edmonton AB
375	54%	2019	Jason Dain, Halifax NS	313	45%	2018	David Milsom, Peterborough ON
372	53%	1992	John Luce, Surrey BC	312	45%	2018	Frank Pinilla, Richmond Hill ON
366	53%	2013	Dominic Cormier, Halifax NS	311	45%	2006	Olivier Barden, Montreal QC
363	52%	2001	Mike Toochin, Richmond BC	309	44%	2004	Carlo Giovanella, Surrey BC
361	52%	1982	Richard Cannings, Penticton BC	309	44%	2009	Clarence Stevens, Sr., Dartmouth NS
356	51%	2016	Gerry Fox, Edmonton AB	308	44%	2021	Anthony Kaduck, Kingston ON
356	51%	2016	James Fox, Edmonton AB	305	44%	2022	Liam Ragan, Victoria BC
355	51%	1992	Peter Mitchell, Westmount QC	301	43%	2002	Gordon Grief, Winnipeg MB
354	51%	2001	Sharon Toochin, Richmond BC	300	43%	2012	Ryan Dudragne, Saskatoon SK
353	51%	2007	Ilya Povalyaev, Vancouver BC	299	43%	2011	Jeremy Kimm, Victoria BC
349	50%	2017	Alix d'Entremont, Middle West Pubnico NS	299	43%	2000	Paul Mackenzie, Kingston ON
348	50%	2019	Jock McCracken, Vancouver BC	296	43%	2014	Steve Knight, St. Albert AB
347	50%	1978	Wayne Neily, Tremont NS	294	42%	1989	Don MacNeill, Halifax NS
346	50%	2001	Rudolf Koes, Winnipeg MB	292	42%	2022	Mark Dennis, Clam Point NS
345	50%	1982	Hugh Currie, Toronto ON	291	52%	1989	Rick Tyson, Surrey BC
345	50%	2012	Joshua Vandermeulen, Niagara Falls ON	290	52%	2022	Mike Toochin, Richmond BC
341	49%	1978	Eric Tull, Sidney BC	289	42%	2003	Brent Schmor, Mission BC
340	49%	2004	Joan McDonald, Calgary AB	288	41%	2017	Annie McLeod, Regina SK
340	49%	2004	Malcolm McDonald, Calgary AB	288	41%	1987	Andrew Slater, Calgary AB
340	49%	1989	Robert Parsons, Winnipeg	287	41%	2003	Todd Pepper, Leamington ON
336	48%	2003	Bill Wilson, Calgary AB	286	41%	2017	Joel Cherry, Regina SK
333	48%	1991	Gavin Platt, Toronto ON	284	41%	1990	Larry Neily, Lawrencetown NS
333	48%	1991	Ian Platt, London ON	282	41%	2014	Garry Budyk, Winnipeg MB
332	48%	2017	Mark Dennis, Clam Point NS	279	40%	2015	Daniel Sawatzky, Regina SK
330	47%	2001	Larry Cowan, Pitt Meadows BC				

British Columbia 558 spp. (threshold = 223 spp.)

373	67%	2010	Russell Cannings, NZ, ex Burnaby BC	297	53%	2013	Dominic Cormier, Halifax NS
363	65%	2001	Mike Toochin, Richmond BC	291	52%	1989	Rick Tyson, Surrey BC
354	51%	2001	Sharon Toochin, Richmond BC	290	52%	2022	Mike Toochin, Richmond BC
351	63%	2006	Roger Foxall, Surrey BC	289	52%	2001	Larry Cowan, Pitt Meadows BC
331	59%	1994	John Luce, Surrey BC	276	49%	2004	Brent Schmor, Mission BC
327	59%	1989	Danny Tyson, Langley BC	273	49%	2012	Jeremy Kimm, Victoria BC
324	58%	1987	Richard Cannings, Penticton BC	268	48%	2022	Liam Ragan, Victoria BC
320	57%	1987	Wayne Weber, Delta BC	268	48%	2012	Ray Woods, Calgary AB
319	57%	2019	David Bell, Kelowna BC	267	48%	1996	Burke Korol, Sackville NB
318	57%	2009	Ilya Povalyaev, Vancouver BC	266	48%	2012	Brian Elder, Calgary AB
315	56%	2001	Jo Ann MacKenzie, Surrey BC	223	40%	1992	Peter Mitchell, Westmount QC
306	55%	2004	Carlo Giovanella, Surrey BC	222	40%	2019	Jock McCracken, Vancouver BC
300	54%	1992	Mike McGrenere, Victoria BC	221	40%	2017	Eric Tull, Sidney BC

BIGBY * (threshold = 201) :

244	44%	2013	Mike McGrenere, Victoria BC	195	35%	2020	Richard Cannings, Penticton BC
-----	-----	------	-----------------------------	-----	-----	------	--------------------------------

* BIGBY - Big Green Birding Year: A year list of birds seen/heard only by means of carbon-free locomotion from home or work.

YEAR LISTS

Alberta 436 spp. (threshold = 174 spp.)

326	75%	2021	Gerry Fox, Edmonton AB	266	61%	2007	Ray Woods, Calgary AB
326	75%	2021	James Fox, Edmonton AB	259	59%	1993	Eric Tull, Sidney BC
313	72%	2022	Gerry Fox, Edmonton AB	256	59%	1993	Brooke Clibbon, Sidney BC
313	72%	2022	James Fox, Edmonton AB	253	58%	1994	Andrew Slater, Calgary AB
312	72%	2021	Brian Elder, Calgary AB	238	55%	2022	Joan McDonald, Calgary AB
302	69%	2005	Joan McDonald, Calgary AB	238	55%	2022	Malcolm McDonald, Calgary AB
301	69%	2005	Malcolm McDonald, Calgary AB	215	49%	2022	Bill Wilson, Calgary AB
297	68%	2019	David Bell, Kelowna BC	187	43%	2010	Ryan Dudragne, Saskatoon SK
283	65%	2012	Ilya Povalyaev, Vancouver BC	183	42%	1992	Peter Mitchell, Westmount QC
282	65%	2003	Bill Wilson, Calgary AB	180	41%	2006	John Luce, Surrey BC
270	62%	2014	Steve Knight, St. Albert AB				

BIGBY (threshold = 157):

259	59%	2020	Bill Wilson, Calgary AB	205	47%	2022	Bill Wilson, Calgary AB
-----	-----	------	-------------------------	------------	------------	-------------	--------------------------------

Saskatchewan 404 spp. (threshold = 162 spp.)

286	71%	2017	Annie McLeod, Regina SK	218	54%	2004	Peter Mitchell, Westmount QC
284	70%	2017	Joel Cherry, Regina SK	203	50%	2019	David Bell, Kelowna BC
268	66%	1991	Burke Korol, Sackville NB	178	44%	2005	Bill Wilson, Calgary AB
268	66%	2012	Daniel Sawatzky, Regina SK	173	43%	2003	John Luce, Surrey BC
264	65%	2016	Ryan Dudragne, Saskatoon SK	169	42%	1989	Rudolf Koes, Winnipeg MB
242	60%	2021	Dominic Cormier, Halifax NS				

Manitoba 401 spp. (threshold = 160 spp.)

298	74%	1988	Robert Parsons, Winnipeg MB	247	62%	2009	John Luce, Surrey BC
292	73%	2009	Rudolf Koes, Winnipeg MB	239	60%	2004	Peter Mitchell, Westmount QC
288	72%	1984	Gordon Grieff, Winnipeg MB	224	56%	1980	John Zoch, Harrow ON
286	71%	2022	Rudolf Koes, Winnipeg MB	220	55%	1980	Eric Tull, Sidney BC
282	70%	2014	Garry Budyk, Winnipeg MB	193	48%	2002	Bill Wilson, Calgary AB
279	70%	2022	Robert Parsons, Winnipeg MB	186	46%	1999	Burke Korol, Sackville NB
265	66%	1980	Wayne Neily, Tremont NS	185	46%	1998	Martin Bowman, Williamstown ON
264	66%	2020	Jock McCracken, Vancouver BC	185	46%	1998	Gillian Horgan, Williamstown ON
252	63%	1975	Angus MacLean, Coldbrook NS				

Ontario 498 spp. (threshold = 199 spp.)

343	69%	2012	Joshua Vandermeulen, Niagara Falls ON	278	56%	1974	Alex Gray, Mississauga ON
319	64%	1988	William Lindley, London ON	278	56%	2018	Anthony Kaduck, Kingston ON
319	64%	2022	David Milsom, Peterborough ON	273	55%	2001	Burke Korol, Sackville NB
318	64%	1988	Colleen Lindley, London ON	272	55%	1991	Ian Platt, London ON
317	64%	2020	Jeff Skevington, Constance Bay ON	265	53%	2019	Carter Dorscht, Echo Bay ON
311	62%	2020	Keith Burk, Blenheim ON	263	53%	2015	Jacques Bouvier, St-Isidore ON
311	62%	1996	Hugh Currie, Toronto ON	255	51%	2009	Todd Pepper, Leamington ON
306	61%	2004	Frank Pinilla, Richmond Hill ON	245	49%	2022	Paul Mackenzie, Kingston ON
304	61%	2021	Alfred Adamo, Mississauga ON	243	49%	2022	Gordon Payne, London ON
304	61%	2012	David Bell, Kelowna BC	241	48%	2022	Anthony Kaduck, Kingston ON
303	61%	1992	Jim Burk, Blenheim ON	239	48%	1968	Eric Tull, Sidney BC
303	61%	2012	Gavin Platt, Toronto ON	227	46%	2005	Martin Bowman, Williamstown ON
301	60%	2018	Ken Burrell, Kitchener ON	226	45%	2003	John Luce, Surrey BC
300	60%	1981	Paul Pratt, Wheatley ON	226	45%	1990	Larry Neily, Lawrencetown NS
299	60%	2000	Paul Mackenzie, Kingston ON	219	44%	2006	Olivier Barden, Montreal QC
296	59%	2020	Paul Lagasi, Ottawa ON	196	39%	2007	Mike MacDonald, Clam Point NS

Self-found:

296	59%	2020	Jeff Skevington, Constance Bay ON
-----	-----	------	-----------------------------------

YEAR LISTS

Quebec 462 spp. (threshold = 185 spp.)

300	65%	2019 Olivier Barden, Montreal QC	190	44%	2004 Michel Chiasson, Caraquet NB
272	59%	1992 Peter Mitchell, Westmount QC	188	44%	2007 Martin Bowman, Williamstown ON
266	58%	2007 Mark Dennis, Clam Point NS	188	44%	2004 Rosita Lanteigne, Caraquet NB
236	51%	1988 John Luce, Surrey BC	188	44%	2004 Jolande St-Pierre, Alderwood NB
209	45%	1986 Eric Tull, Sidney BC			

Self-found:

270 58% 2019 Olivier Barden, Montreal QC

BIGBY (threshold = 166):

171 37% 2008 Olivier Barden, Montreal QC

New Brunswick 430 spp. (threshold = 172 spp.)

240	56%	2007 Juliette Pellerin, Boudreau West NB	212	49%	1973 Eric Tull, Sidney BC
235	55%	2022 Jolande St-Pierre, Alderwood NB	205	48%	2022 Rosita Lanteigne, Caraquet NB
233	54%	2017 Michel Roy, Bertrand NB	204	47%	2002 Michel Chiasson, Caraquet NB
224	52%	2017 Denise Godin, Bertrand NB	199	46%	1985 Angus MacLean, Coldbrook NS
215	50%	1995 Rosita Lanteigne, Caraquet NB	192	45%	2020 Denise Godin, Bertrand NB
240	56%	2007 Juliette Pellerin, Boudreau West NB	212	49%	1973 Eric Tull, Sidney BC

Nova Scotia 482 spp. (threshold = 193 spp.)

309	64%	2009 Clarence Stevens, Sr., Dartmouth NS	268	56%	2005 Joan (Czapalay) Cormier, Parrsboro NS
307	64%	2019 Jason Dain, Halifax NS	266	55%	2017 Mike MacDonald, Clam Point NS
301	62%	2017 David Bell, Kelowna BC	249	52%	1988 Don MacNeill, Halifax NS
297	62%	2019 Mark Dennis, Clam Point NS	249	52%	2015 Larry Neily, Lawrencetown NS
292	61%	2022 Mark Dennis, Clam Point NS	241	50%	1995 Angus MacLean, Coldbrook NS
278	58%	2017 Alix d'Entremont, Middle W. Pubnico NS	205	43%	2006 Wayne Neily, Tremont NS
271	56%	2015 Dominic Cormier, Halifax NS	201	42%	2022 Larry Neily, Lawrencetown NS

Prince Edward Island 361 spp. (threshold = 108 spp.)

238	66%	2005 David Seeler, Charlottetown PE	107	30%	1993 Alex Gray, Mississauga ON
185	51%	1973 Angus MacLean, Coldbrook NS	107	30%	2009 John Luce, Surrey BC
121	34%	1978 Eric Tull, Sidney BC	105	29%	1978 Wayne Neily, Tremont NS

Newfoundland and Labrador 416 spp. (threshold = 125 spp.)

218	52%	2006 Peter Mitchell, Westmount QC	120	29%	1992 Alex Gray, Mississauga ON
139	33%	1978 Wayne Neily, Tremont NS			

Yukon Territory 341 spp. (threshold = 102 spp.)

152	45%	2011 Peter Mitchell, Westmount QC	119	35%	2003 Eric Tull, Sidney BC
137	40%	1995 Richard Cannings, Penticton BC	117	34%	1995 Joan McDonald, Calgary AB
131	38%	1996 Alex Gray, Mississauga ON	117	34%	1995 Malcolm McDonald, Calgary AB
130	38%	1975 Wayne Neily, Tremont NS	105	31%	2012 Brian Elder, Calgary AB
130	38%	2009 Bill Wilson, Calgary AB	103	30%	2012 Ray Woods, Calgary AB

YEAR LISTS

Northwest Territories 294 spp. (threshold = 88 spp.)

133	45%	2011 Peter Mitchell, Westmount QC	127	43%	1999 Eric Tull, Sidney BC
130	44%	1976 Wayne Neily, Tremont NS	110	37%	2006 Olivier Barden, Montreal QC

Nunavut Territory 288 spp. (threshold = 58 spp.) Burke Korol joins as new leader.

88	31%	2008 Burke Korol, Sackville NB	62	22%	2009 Alex Gray, Mississauga ON
----	-----	--------------------------------	----	-----	--------------------------------

ATPAT Sum of Highest Provincial & Territorial Year Lists 5371 spp. (threshold = 800 spp.)

This list is the total of all your best provincial and territorial Year Lists added together regardless of the year (13, if you have them all). The historic record by Blake Maybank (2222) is the target for these listers and some of them are getting close. Eric Tull currently leads with 2178 and David Bell next with 2025 ticks. Dominic Cormier was the only gainer this past year, adding 62 to his total.

2178	41%	Eric Tull, Sidney BC	1460	27%	Larry Neily, Lawrencetown NS
2025	38%	David Bell, Sault Ste.Marie ON	1321	25%	Gordon Grief, Winnipeg MB
1800	34%	Wayne Neily, Tremont NS	1205	22%	Rudolf Koes, Winnipeg MB
1731	32%	Alex Gray, Mississauga ON	1123	21%	Joan McDonald, Calgary AB
1687	31%	Bill Wilson, Calgary AB	1122	21%	Malcolm McDonald, Calgary AB
1623	30%	Ray Woods, Calgary AB	1004	19%	Ryan Dudragne, Saskatoon SK **
1573	29%	Dominic Cormier, Halifax NS (+62)	992	18%	Don MacNeill, Halifax NS
1560	29%	Burke Korol, Sackville NB	879	16%	Robert Parsons, Winnipeg MB
1556	29%	Peter Mitchell, Westmount QC			

ATPAT Sum of Provincial & Territorial Year Lists in a Single Year 5371 spp. (threshold = 700 spp.)

This is the best combination of provincial and territorial Year Lists from a single year. Our two leaders are both part of the four-man Fur and Feathers team from 2012's major league effort at a Canadian Big Year. Brian Elder is first with 1645 and Ray Woods next at 1590. David Bell remained in 3rd spot with 1409.

1645	31%	2012 Brian Elder, Calgary AB	960	18%	2004 Gordon Grief, Winnipeg MB
1590	30%	2012 Ray Woods, Calgary AB	840	16%	1989 Rudolf Koes, Winnipeg MB
1409	26%	2018 David Bell, Kelowna BC	831	15%	1977 Larry Neily, Lawrencetown NS
1266	24%	2012 Mike Mulligan, Calgary AB	812	15%	1995 Burke Korol, Sackville NB
1178	22%	1981 Eric Tull, Sidney BC	768	14%	2006 John Luce, Surrey BC
1172	22%	1978 Wayne Neily, Tremont NS	725	13%	2002 Bill Wilson, Calgary AB
1074	20%	1992 Alex Gray, Mississauga ON			

Total Ticks (All Canadian Provinces and Territories, US States, DC and St. Pierre & Miquelon Added Together) Sum of Highest Year Lists 28289 spp. (threshold = 5000 spp.)

This list is the total of all your best state, DC, provincial and territorial Year Lists added together regardless of the year (65, if you have them all). No activity in 2022.

6206	22%	Eric Tull, Sidney BC	5345	19%	Larry Neily, Lawrencetown NS
------	-----	----------------------	------	-----	------------------------------

Total Ticks (All Canadian Provinces and Territories, US States, DC and St. Pierre & Miquelon Added Together) Highest Single Year Sum 28289 spp. (threshold = 1000 spp.)

This is the best combination of state, DC, provincial and territorial Year Lists from a single year. David Bell leads the list with his total of 1834.

1834	6%	2018 David Bell, Kelowna BC	1371	5%	1980 Larry Neily, Lawrencetown NS
1578	6%	2008 Eric Tull, Sidney BC			

YEAR LISTS

ABA Area (Continental) 1054 spp. (threshold = 400 spp.)

In 2022 we had no qualifying lists. Jerry Pilny still leads our CLCers with a great 628.

628	60%	2006 Jerry Pilny, Calgary AB	456	43%	2004 Joan McDonald, Calgary AB
537	51%	2018 Paul Lagasi, Ottawa ON	456	43%	2004 Malcolm McDonald, Calgary AB
507	48%	2018 Mike Austin, Pearland TX / Leamington ON	446	42%	2002 John Luce, Surrey BC
502	48%	1996 Mike Toochin, Richmond BC	440	42%	2009 Ray Woods, Calgary AB
487	46%	1970 Wayne Weber, Delta BC	426	40%	1991 Rudolf Koes, Winnipeg MB
481	46%	2014 Mark Dennis, Clam Point NS	420	40%	1997 Robert Parsons, Winnipeg MB
477	45%	2006 Todd Pepper, Leamington ON	416	39%	1977 Eric Tull, Sidney BC
476	45%	2018 David Bell, Kelowna BC	416	39%	2005 Frank Pinilla, Richmond Hill ON
475	45%	1993 Gavin Platt, Toronto ON	413	39%	1995 William Lindley, London ON
475	45%	1993 Ian Platt, London ON	408	39%	1995 Burke Korol, Sackville NB
463	44%	1978 Wayne Neily, Tremont NS	408	39%	1980 Larry Neily, Lawrencetown NS
462	44%	1983 Jo Ann MacKenzie, Surrey BC	401	38%	1982 Hugh Currie, Toronto ON
459	44%	2005 Bill Wilson, Calgary AB			

North America 1995 spp. (threshold = 600 spp.)

David Bell remains the leader in this category. No activity this year.

1049	53%	2014 David Bell, Kelowna BC	717	36%	2018 Wayne Weber, Delta BC
877	44%	1999 Mike Toochin, Richmond BC	658	33%	2001 Eric Tull, Sidney BC
759	38%	2003 Olivier Barden, Montreal QC			

World 10792 spp. (threshold = 800 spp.)

Josh Vandermeulen, with 2830 species in 2022, sets a new standard in this category. Todd Pepper and Mike Toochin follow at 1684 at 1675, respectfully. We had three qualifying lists from 2022, Josh's 2830, Anthony Kaduck's 1120 and Mike Austin's 1018.

2830	26%	2022 Joshua Vandermeulen, Niagara Falls ON	1048	10%	2006 Jo Ann MacKenzie, Surrey BC
1684	16%	2014 Todd Pepper, Leamington ON	1043	10%	2011 Brooke Clibbon, Sidney BC
1675	16%	2003 Mike Toochin, Richmond BC	1018	9%	2022 Mike Austin, Pearland TX/Leamington ON
1508	14%	2019 David Bell, Kelowna BC	1004	9%	2010 Rudolf Koes, Winnipeg MB
1327	12%	2014 David Milsom, Peterborough ON	976	9%	2000 Martin Bowman, Williamstown ON
1308	12%	2002 Hugh Currie, Toronto ON	936	9%	2000 Gillian Horgan, Williamstown ON
1237	11%	2014 Olivier Barden, Montreal QC	934	9%	1999 Burke Korol, Sackville NB
1152	11%	1988 Roger Foxall, Surrey BC	915	8%	2007 Mark Dennis, Clam Point NS
1120	10%	2022 Anthony Kaduck, Kingston ON	880	8%	2019 Jason Dain, Halifax NS
1058	10%	2011 Eric Tull, Sidney BC	856	8%	2018 Dominic Cormier, Halifax NS

World Families 248 families (Clements) (threshold = 90 families)

Mike Toochin's 151 is still tops for a single year. David Bell had 101 in 2022.

151	61%	2003 Mike Toochin, Richmond BC	118	48%	2006 Sharon Toochin, Richmond BC
134	54%	2016 Todd Pepper, Leamington ON	111	45%	2012 Dominic Cormier, Halifax NS
125	50%	2015 Eric Tull, Sidney BC	101	41%	2022 David Bell, Kelowna BC
119	48%	2011 Brooke Clibbon, Sidney BC			

YEAR LISTS

***** INTERPROVINCIAL YEAR LISTS *****

Prairie Provinces (AB, MB, SK) 467 spp. - (threshold = 200 spp.)

In 2022, five birders qualified in the Prairie Year List category. The best totals were Rudolf Koes' 286 and Rob Parsons' 279. The leader Rudolf Koes' total of 309 species seen in 1989 has stood the test of time.

309	66%	1989	Rudolf Koes, Winnipeg MB	279	60%	1999	Burke Korol, Sackville NB
302	65%	2005	Joan McDonald, Calgary AB	279	60%	2022	Robert Parsons, Winnipeg MB
301	64%	2005	Malcolm McDonald, Calgary AB	278	60%	2015	Brian Elder, Calgary AB
299	64%	2019	David Bell, Kelowna BC	270	58%	2012	Daniel Sawatzky, Regina SK
299	64%	1987	Robert Parsons, Winnipeg MB	269	58%	2010	Ryan Dudragne, Saskatoon SK
297	64%	2002	Bill Wilson, Calgary AB	259	55%	1980	Eric Tull, Sidney BC
288	62%	1984	Gordon Grieff, Winnipeg MB	242	52%	2021	Dominic Cormier, Halifax NS
286	61%	2022	Rudolf Koes, Winnipeg MB	238	51%	2022	Joan McDonald, Calgary AB
286	71%	2017	Annie McLeod, Regina SK	238	51%	2022	Malcolm McDonald, Calgary AB
284	70%	2017	Joel Cherry, Regina SK	215	46%	2022	Bill Wilson, Calgary AB
282	60%	2014	Garry Budyk, Winnipeg MB				



Gerry Fox photographed this MacGillivray's Warbler on 6 June 2022 at Waterton AB

YEAR LISTS

***** INTERPROVINCIAL YEAR LISTS *****

Atlantic Canada (NB, NL, NS, PE) 516 spp. - (threshold = 200 spp.)

Clarence Stevens, Sr. has the top list in this category. One qualifying Year Lists here for 2022.

309	60%	2009 Clarence Stevens, Sr., Dartmouth NS	249	50%	2015 Larry Neily, Lawrencetown NS
304	59%	2017 David Bell, Kelowna BC	223	43%	1972 Eric Tull, Sidney BC
268	52%	2005 Joan (Czapalay) Cormier, Parrsboro NS	201	39%	2022 Larry Neily, Lawrencetown NS
250	48%	1988 Don MacNeill, Halifax NS			

The Maritimes (NB, NS, PE) 499 spp. - (threshold = 200 spp.)

Ditto the previous list.

309	62%	2009 Clarence Stevens, Sr., Dartmouth NS	249	50%	2015 Larry Neily, Lawrencetown NS
304	59%	2017 David Bell, Kelowna BC	223	45%	1972 Eric Tull, Sidney BC
268	54%	2005 Joan (Czapalay) Cormier, Parrsboro NS	201	40%	2022 Larry Neily, Lawrencetown NS
250	50%	1988 Don MacNeill, Halifax NS			

Northern Canada (YT, NT, NU) 388 spp. - (threshold = 100 spp.)

No reports for 2022. Peter Mitchell's 2011 list of 168 is this list's top entry.

168	43%	2011 Peter Mitchell, Westmount QC	123	32%	2012 Brian Elder, Calgary AB
144	37%	Alex Gray, Mississauga ON	123	32%	2012 Ray Woods, Calgary AB
138	36%	1999 Eric Tull, Sidney BC	121	31%	1995 Joan McDonald, Calgary AB
135	35%	2009 Bill Wilson, Calgary AB	121	31%	1995 Malcolm McDonald, Calgary AB

Canada North of the Arctic Circle (threshold = 65 spp.)

No reports for 2022. Olivier Barden's 105 from 2006 is still tops.

105	2006 Olivier Barden, Montreal QC	76	1981 Eric Tull, Sidney BC
93	Alex Gray, Mississauga ON	75	2012 Brian Elder, Calgary AB

All National Parks (threshold = 120 spp.)

David Bell is the new leader on this list with a 206 species list from 2013.

206	2013 David Bell, Kelowna BC	144	2018 Frank Pinilla, Richmond Hill ON
182	1973 Eric Tull, Sidney BC	141	2006 Bill Wilson, Calgary AB
173	2021 Dominic Cormier, Halifax NS	121	2009 Ryan Dudragne, Saskatoon SK
154	Burke Korol, Sackville NB		

DAY LISTS

Finding as many species as possible during one calendar day, a mere 24 hours, is a challenge to stamina as well as bird finding skills. As with Year Lists, a birder's best ever Day List and their best Day List for 2022, if any, are both reported in the same table. To be published, Day Lists must make thresholds of 15% for Nunavut; 20% for PEI, Newfoundland and Labrador, and the Northwest and Yukon Territories; and 30% for the other provinces. Thresholds are shown in the table headers.

In 2022 there were no qualifying Big Days. Since there are so few, I took the liberty of ignoring the thresholds here again this year for older entries. May be threshold reductions next year?

British Columbia 558 spp. (threshold = 167 spp.)

202	36%	18-May-11	Russell Cannings, NZ, ex Burnaby BC	162	29%	21-May-00	Roger Foxall, Surrey BC
196	35%	23-May-95	Richard Cannings, Penticton BC	159	28%	23-May-99	Wayne Weber, Delta BC
166	30%	9-May-20	David Bell, Kelowna BC	155	28%	18-May-86	Jo Ann MacKenzie, Surrey BC

Alberta 436 spp. (threshold = 131 spp.)

217	50%	1-Jun-11	Paul Pratt, Wheatley ON	137	31%	27-May-78	Eric Tull, Sidney BC
158	36%	11-Jun-19	David Bell, Kelowna BC				

Saskatchewan 404 spp. (threshold = 121 spp.)

199	49%	1-Jun-08	Paul Pratt, Wheatley ON	119	29%	13-May-17	Annie McLeod, Regina SK
159	39%	12-Jun-19	David Bell, Kelowna BC	118	29%	14-May-16	Ryan Dudragne, Saskatoon SK
119	29%	13-May-17	Joel Cherry, Regina SK				

Manitoba 401 spp. (threshold = 120 spp.)

213	53%	31-May-08	Rudolf Koes, Winnipeg MB	170	42%	27-May-80	Wayne Neily, Tremont NS
211	53%	2-Jun-06	Paul Pratt, Wheatley ON	162	40%	27-May-80	Eric Tull, Sidney BC
204	51%	23-May-87	Gordon Grief, Winnipeg MB	146	36%	28-May-83	John Zoch, Harrow ON
170	42%	7-Jun-87	Roger Foxall, Surrey BC	117	29%	29-May-99	Burke Korol, Sackville NB

Ontario 498 spp. (threshold = 149 spp.)

197	40%	29-May-99	Paul Pratt, Wheatley ON	166	33%	25-May-96	David Milsom, Peterborough ON
188	38%	19-May-18	Ken Burrell, Kitchener ON	161	32%	25-May-02	Burke Korol, Sackville NB
176	35%	26-May-08	Frank Pinilla, Richmond Hill ON	160	32%	17-May-14	Dominic Cormier, Saskatoon SK
176	35%	19-May-14	Gavin Platt, Toronto ON	158	32%	26-May-01	Paul Mackenzie, Kingston ON
175	35%	27-May-00	Bruce Brydon, Holland Landing ON	156	31%	11-May-96	Hugh Currie, Toronto ON
175	35%	18-May-96	Jim Burk, Blenheim ON	154	31%	11-May-96	Alfred Adamo, Mississauga ON
175	35%	18-May-96	Keith Burk, Blenheim ON	152	31%	19-May-78	Alex Gray, Mississauga ON
174	35%	18-May-07	Ian Platt, London ON				

Quebec 462 spp. (threshold = 139 spp.)

176	38%	31-May-14	Olivier Barden, Montreal QC	160	35%	28-May-05	Mark Dennis, Clam Point NS
164	35%	2-Jun-03	Paul Pratt, Wheatley ON				

New Brunswick 420 spp. (threshold = 126 spp.)

138	32%	18-Jun-04	Paul Pratt, Wheatley ON	124	29%	7-Jun-06	Juliette Pellerin, Boudreau West NB
-----	-----	-----------	-------------------------	-----	-----	----------	-------------------------------------

Nova Scotia 482 spp. (threshold = 145 spp.)

167	35%	28-May-17	David Bell, Kelowna BC	148	31%	29-May-16	Dominic Cormier, Saskatoon SK
-----	-----	-----------	------------------------	-----	-----	-----------	-------------------------------

DAY LISTS

Prince Edward Island 361 spp. (threshold = 72 spp.)

141	39%	6-Jun-04	David Seeler, Charlottetown PE	86	24%	20-May-81	Eric Tull, Sidney BC
86	24%	2-Jun-83	Alex Gray, Mississauga ON	76	21%	30-May-15	Clarence Stevens, Sr. Dartmouth NS

Newfoundland and Labrador 416 spp. (threshold = 83 spp.)

114 27% 11-Jul-07 Paul Pratt, Wheatley ON

Yukon Territory 341 spp. (threshold = 68 spp.)

134	39%	27-May-12	Paul Pratt, Wheatley ON	66	19%	9-Jun-96	Alex Gray, Mississauga ON
67	20%	22-Aug-92	Richard Cannings, Penticton BC	61	18%	3-Jul-76	Eric Tull, Sidney BC

Northwest Territories 294 spp. (threshold = 59 spp.)

145	49%	31-May-13	Paul Pratt, Wheatley ON	69	23%	2-Jun-99	Eric Tull, Sidney BC
75	26%	16-Jun-89	Alex Gray, Mississauga ON				

Nunavut 288 spp. (threshold = 43 spp.)

63	22%	10-Jun-02	Robert Tymstra, Sarnia ON	48	17%	14-Jun-09	Alex Gray, Mississauga ON
----	-----	-----------	---------------------------	----	-----	-----------	---------------------------

ATPAT Sum of Highest Provincial & Territorial Day Lists 5371 spp. (threshold = 640 spp.)

1519	28%	Paul Pratt, Wheatley ON	896	17%	Rudolf Koes, Winnipeg MB
1190	22%	Eric Tull, Sidney BC	831	15%	Gordon Grief, Winnipeg MB
1183	22%	David Bell, Kelowna BC	778	14%	Dominic Cormier, Saskatoon SK
1137	21%	Alex Gray, Mississauga ON			

***** INTERPROVINCIAL DAY LISTS *****

Canada North of the Arctic Circle (threshold = 45 spp.)

61 29-May-06 Olivier Barden, Montreal QC



This beautiful Bay-breasted Warbler was snapped by your compiler on 23 June 2022 at Tor Bay, NS.

PHOTOGRAPHIC & AUDIO LISTS

Photographed in the World 10792 spp. (threshold = 600 spp.)

Brian Elder is still on top spot with 3620 species. But Josh Vandermeulen's huge gain brought him to 2nd spot, much closer despite a 256 species gain by our leader. We had no new listers in 2022. Top gains were made by Josh Vandermeulen (+1012) and Anthony Kaduck (+395).

3620	34%	Brian Elder, Calgary AB (+256)	1565	15%	Anthony Kaduck, Kingston ON (+395)
3390	31%	Joshua Vandermeulen, Niagara Falls ON (+1012)	1023	9%	Christopher Escott, Toronto ON (+59)
2448	23%	Brian Stech, Vancouver BC (+93)	862	8%	Burke Korol, Sackville NB (+33)
1967	18%	David Bell, Kelowna BC (+104)	709	7%	Larry Neily, Lawrencetown NS (+2)
1673	16%	Mark Dennis, Clam Point NS	688	6%	Liam Ragan, Victoria BC

Photographed in the ABA Area (Continental) 1054 spp. (threshold = 300 spp.)

Paul Lagasi is the leader in this category with an incredible 771 species. Brian Elder reclaimed 2nd spot this year with the top gain of +13, while Brian Stech added only 3 to snag drop back to 3rd.

771	73%	Paul Lagasi, Ottawa ON (+7)	598	57%	David Bell, Kelowna BC (+4)
670	64%	Brian Elder, Calgary AB (+13)	529	50%	Mark Dennis, Clam Point NS (+2)
661	63%	Brian Stech, Vancouver BC (+3)	431	41%	Liam Ragan, Victoria BC
611	58%	Larry Neily, Lawrencetown NS (+5)			

Photographed in the ABA Area (with Hawaii) 1134 spp. (threshold = 300 spp.)

Paul Lagasi is also the leader in this category with his fabulous 771 species. Brian Elder rates 2nd spot here with 681 species. Laurie Neish joins this list at 516. Brian Elder had the highest gain for 2022 (+13).

771	73%	Paul Lagasi, Ottawa ON (+7)	598	53%	David Bell, Kelowna BC (+4)
681	60%	Brian Elder, Calgary AB (+13)	516	46%	Laure Neish, London ON (new)
611	54%	Larry Neily, Lawrencetown NS (+5)			

Photographed in Canada 696 spp. (threshold = 250 spp.)

David Bell leads with an awesome total of 494, while Brian Elder is 2nd with 447 and Paul Lagasi 3rd with 434. Christopher Escott had the highest gain (+57), followed by Liam Ragan's +23. New this year to this list were Burke Korol (342) and Laurie Neish (325).

494	71%	David Bell, Kelowna BC (+7)	352	51%	Liam Ragan, Victoria BC (+23)
447	64%	Brian Elder, Calgary AB (+1)	325	47%	Laure Neish, London ON (new)
434	62%	Paul Lagasi, Ottawa ON (+16)	314	45%	Christopher Escott, Toronto ON (+57)
414	59%	Larry Neily, Lawrencetown NS	313	45%	Anthony Kaduck, Kingston ON (+4)
413	59%	Mark Dennis, Clam Point NS (+6)	291	42%	Carter Dorscht, Echo Bay ON *
342	49%	Burke Korol, Sackville NB (new)	276	40%	Annie McLeod, Regina SK *

PHOTOGRAPHIC & AUDIO LISTS

Photographed in Nova Scotia 482 spp. (threshold = 200 spp.)

Mark Dennis initiated this category and set the standard at 368 species.

368 76% Mark Dennis, Clam Point NS (new) 348 72% Larry Neily, Lawrencetown NS (new)

Recorded (audio) in World 10792 spp. (threshold = 240 spp.)

David Bell joins this category with a leading 346 species. Liam Ragan added 48 to reach 293.

346 3% David Bell, Kelowna BC (new) 293 3% Liam Ragan, Victoria BC (+48)

Recorded (audio) in Canada 696 spp. (threshold = 120 spp.)

One new member for this group; Mike McGrenere at 147. David Bell leads at 222, while Liam Ragan had the largest gain (+47).

222 32% David Bell, Kelowna BC (+33) 147 21% Mike McGrenere, Victoria BC (new)
219 31% Liam Ragan, Victoria BC (+47) 128 18% Mark Dennis, Clam Point NS
192 28% Burke Korol, Sackville NB (+40)

***** PHOTOGRAPHIC & AUDIO YEAR LISTS *****

Photographed in the World 10792 species (threshold = 350 spp.)

No changes here.

917 8% 2019 David Bell, Kelowna BC 372 3% 2013 Larry Neily, Lawrencetown NS
379 4% 2019 Paul Lagasi, Ottawa ON

Photographed in the ABA area (Continental) 1054 spp. (threshold = 200 spp.)

Paul Lagasi had the only 2022 qualifying list, with 309 species. Larry Neily still has the highest reported year list here.

372 35% 2013 Larry Neily, Lawrencetown NS **309 29% 2022 Paul Lagasi, Ottawa ON**

WINTER LISTS

For the purposes of this section, except as otherwise noted, Winter is defined as the three months of December, January & February. All Winter Lifelists are reported as of the end of 2022. Single Winter Lists are of species seen during one winter. Listed are a birder's best Single Winter List and their qualifying Single Winter List for 2021-22, if any. The thresholds for Winter Lifelists are 25% for Canada, British Columbia, and Ontario; 10% for Nunavut, Yukon and the Northwest Territories; 15% for PEI and Newfoundland & Labrador; and 20% for the rest of the provinces. Thresholds for Single Winter Lists are 90% of those for Winter lifelists. All Single Winter Lists for 2021-22 in each category are bolded. Thresholds are shown in each table header. Christmas Bird Count Lists, being mostly, or wholly, within the winter season, will be found toward the end of the regular Winter List section. Winter season lists (based on the sun) follow those.

***** WINTER LIFELISTS *****

Canada 696 spp. (threshold = 170 spp.)

John Luce stayed in top position with 324, two ahead of Alex Gray. Bob Curry gained 5 to take 3rd spot. The top gainer in 2022 in Canada in the winter lifelist category was Gordon Payne with +7, followed by Mark Dennis and Jolande St.-Pierre with +6's. The lone new lister joining in 2022 was Thomas Plath with an impressive 312. Eight CLCers have totals over 300.

324	47%	John Luce, Surrey BC	235	34%	Mark Dennis, Clam Point NS (+6)
322	46%	Alex Gray, Mississauga ON	235	34%	Clarence Stevens, Sr., Dartmouth NS **
320	46%	Bob Curry, Hamilton ON (+5)	233	33%	Richard Cannings, Penticton BC *
313	45%	Danny Tyson, Langley BC *	232	33%	David Milsom, Peterborough ON
312	45%	Thomas Plath, Richmond BC (new)	228	33%	Larry Cowan, Pitt Meadows BC *
311	45%	Mike Toochin, Richmond BC (+1)	219	31%	Ray Woods, Calgary AB
307	44%	Roger Foxall, Surrey BC (+1)	216	31%	Don MacNeill, Halifax NS
301	43%	Jo Ann MacKenzie, Surrey BC *****	214	31%	Rudolf Koes, Winnipeg MB
267	38%	Rick Tyson, Surrey BC *	212	30%	Brent Schmor, Mission BC
262	38%	Hugh Currie, Toronto ON	209	30%	Gavin Platt, Toronto ON *
261	38%	David Bell, Kelowna BC (+1)	201	29%	Bill Wilson, Calgary AB
260	37%	Burke Korol, Sackville NB	199	29%	Ian Platt, London ON ****
257	37%	Eric Tull, Sidney BC	198	28%	Dominic Cormier, Halifax NS (+4)
254	36%	Joan McDonald, Calgary AB	196	28%	Robert Parsons, Winnipeg MB
254	36%	Malcolm McDonald, Calgary AB	194	28%	Frank Pinilla, Richmond Hill ON **
254	36%	Gordon Payne, London ON (+7)	184	33%	Jeremy Kimm, Victoria BC **
247	35%	Larry Neily, Lawrencetown NS (+2)	179	32%	Jolande St-Pierre, Alderwood NB (+6)
237	34%	Angus MacLean, Coldbrook NS **			

POLICY ON LISTS THAT HAVE NOT BEEN UPDATED

Lists of people who have not reported for over three years and lists of deceased birders after one year are subject to deletion, except for those which are in the top 1 or 2 spots of a given category, which may be kept somewhat longer. For the World Families Lifelist, lists of people who have not reported for over one year are to be deleted. All decisions are at the discretion of the compiler.

WINTER LISTS

***** WINTER LIFELISTS *****

British Columbia 558 spp. (threshold = 140 spp.)

Danny Tyson continues to lead in this category, while Mike Tootchin is in 2nd spot. Two listers have 300 species or more and 12 have 200 or more. Gains of one by 4 different listers were all that was reported this time around.

312	56%	Danny Tyson, Langley BC *	212	38%	Brent Schmor, Mission BC
310	56%	Mike Tootchin, Richmond BC (+1)	199	36%	David Bell, Kelowna BC (+1)
296	53%	John Luce, Surrey BC (+1)	199	36%	Burke Korol, Sackville NB
278	50%	Wayne Weber, Delta BC †	197	35%	Eric Tull, Sidney BC
276	49%	Rick Tyson, Surrey BC *	194	35%	Joan McDonald, Calgary AB
256	46%	Ilya Povalyaev, Vancouver BC	194	35%	Malcolm McDonald, Calgary AB
251	45%	Jo Ann MacKenzie, Surrey BC *****	191	34%	Alex Gray, Mississauga ON
248	44%	Carlo Giovanella, Surrey BC **	184	33%	Jeremy Kimm, Victoria BC **
244	44%	Roger Foxall, Surrey BC (+1)	160	29%	Ray Woods, Calgary AB
228	41%	Larry Cowan, Pitt Meadows BC *	138	25%	Bill Wilson, Calgary AB
216	39%	Richard Cannings, Penticton BC *			

Alberta 436 spp. (threshold = 87 spp.)

The McDonalds remain solidly in the lead in Alberta with 169 each. Bill Wilson was the only gainer in 2021-22.

169	39%	Joan McDonald, Calgary AB	133	31%	Ray Woods, Calgary AB
169	39%	Malcolm McDonald, Calgary AB	108	25%	Eric Tull, Sidney BC
157	36%	Bill Wilson, Calgary AB (+1)			

Saskatchewan 404 spp. (threshold = 81 spp.)

Ryan Dudragne has the lead in 2022. Daniel Sawatzky and Burke Korol had the only gains.

144	36%	Ryan Dudragne, Saskatoon SK **	112	28%	Burke Korol, Sackville NB (+1)
135	33%	Daniel Sawatzky, Regina SK (+1)			

Manitoba 401 spp. (threshold = 80 spp.)

Rudolf Koes gained 2 to continue to lead with 149.

149	37%	Rudolf Koes, Winnipeg MB (+2)	126	31%	Gordon Grief, Winnipeg MB ****
137	34%	Robert Parsons, Winnipeg MB	116	29%	Garry Budyk, Winnipeg MB

WINTER LISTS

***** WINTER LIFELISTS *****

Ontario 496 spp. (threshold = 125 spp.)

Bob Curry became the first to reach 300 in Ontario by adding 6 to total 304. Keith Burk was 2nd with 275, followed closely by Rob Dobos (274) and Alfred Adamo (272). No new listers in this category in 2022. Rob Dobos and Gordon Payne shared the largest one-year gain, at +8.

304	61%	Bob Curry, Hamilton ON (+6)	208	42%	Gavin Platt, Toronto ON *
275	55%	Keith Burk, Blenheim ON (+4)	207	42%	Ken Burrell, Kitchener ON ****
274	55%	Rob Dobos, Dundas ON (+8)	195	39%	Ian Platt, London ON ****
272	55%	Alfred Adamo, Mississauga ON (+5)	194	39%	Frank Pinilla, Richmond Hill ON **
260	52%	Hugh Currie, Toronto ON (+1)	183	37%	Burke Korol, Sackville NB
257	52%	Jim Burk, Blenheim ON	177	36%	Paul Mackenzie, Kingston ON
256	51%	Dave Don, Burlington ON (+3)	174	35%	David Bell, Kelowna BC
241	48%	Gordon Payne, London ON (+8)	142	29%	Rob Porter, Hamilton ON ****
232	47%	David Milsom, Peterborough ON	135	27%	Jacques Bouvier, St-Isidore ON
230	46%	George Bryant, Toronto ON	135	27%	Eric Tull, Sidney BC
228	46%	Alex Gray, Mississauga ON	126	25%	Larry Neily, Lawrencetown NS
218	44%	Joshua Vandermeulen, Niagara Falls ON (+2)			

Quebec 462 spp. (threshold = 92 spp.)

Olivier Barden leads with a total of 198 species. No reported activity in 2021-22.

198	43%	Olivier Barden, Montreal QC **	102	22%	Jolande St-Pierre, Alderwood NB
179	39%	Mabel McIntosh, Pointe Claire QC ***	100	22%	Michel Chiasson, Caraquet NB
140	30%	Mark Dennis, Clam Point NS	96	21%	Larry Neily, Lawrencetown NS
103	22%	Eric Tull, Sidney BC			

New Brunswick 430 spp. (threshold = 86 spp.)

Jolande St-Pierre has top spot in NB at 173. She also had the top gain (+7) in 2022 to increase her lead over Rosita Lanteigne to 6.

173	40%	Jolande St-Pierre, Alderwood NB (+7)	104	24%	Denise Godin, Bertrand NB **
167	39%	Rosita Lanteigne, Caraquet NB (+2)	96	22%	Eric Tull, Sidney BC
144	33%	Michel Chiasson, Caraquet NB (+3)	92	21%	Angus MacLean, Coldbrook NS **

Nova Scotia 482 spp. (threshold = 96 spp.)

Clarence Stevens, Sr. has top spot. Mark Dennis had the top gain in this group with a +7.

235	49%	Clarence Stevens, Sr., Dartmouth NS **	199	41%	Joan (Czapalay) Cormier, Parrsboro NS *
223	46%	Angus MacLean, Coldbrook NS **	185	38%	Dominic Cormier, Halifax NS (+2)
219	45%	Mark Dennis, Clam Point NS (+7)	132	27%	David Bell, Kelowna BC
216	45%	Don MacNeill, Halifax NS	126	26%	Alex Gray, Mississauga ON
207	43%	Larry Neily, Lawrencetown NS (+4)			

WINTER LISTS

***** WINTER LIFELISTS *****

Prince Edward Island 361 spp. (threshold = 54 spp.)

Angus MacLean continues to lead here with 80 species. No activity reported in 2021-22.

80 22% Angus MacLean, Coldbrook NS **

69 19% Alex Gray, Mississauga ON

Newfoundland and Labrador 416 spp. (threshold = 62 spp.)

Alex Gray is our top reporter in NL with 110 species. No activity reported in 2021-22.

110 26% Alex Gray, Mississauga ON

67 16% Malcolm McDonald, Calgary AB

67 16% Joan McDonald, Calgary AB

Yukon Territory 341 spp. (threshold = 34 spp.)

Northwest Territories 294 spp. (threshold = 29 spp.)

Nunavut 288 spp. (threshold = 29 spp.)

No Winter Lists for the territories. If you have one, please submit it, even if it is under the current threshold. We have to start somewhere.

ATPAT Sum of Provincial & Territorial Winter Lists 5371 spp. (threshold = 500 spp.)

Alex Gray remains firmly in top spot with 966, more than 200 ahead of anyone else in the ATPAT Winter List. Larry Neily added 4 for the largest 2021-22 gain. No new listers this year.

966 18% Alex Gray, Mississauga ON

630 12% Larry Neily, Lawrencetown NS (+4)

754 14% Eric Tull, Sidney BC

589 11% Joan McDonald, Calgary AB

637 12% David Bell, Kelowna BC (+1)

589 11% Malcolm McDonald, Calgary AB



This was the first time I ever saw a Winter Wren in winter. Photographed on Dec. 27, 2022 in Clarence, NS.

WINTER LISTS

***** INTERPROVINCIAL WINTER LIFELISTS *****

Prairie Provinces (AB, MB, SK) 467 spp. (threshold = 120 spp.)

The McDonalds stay in top spot at 170. Daniel Sawatzky and Bill Wilson had the only gains.

170	36%	Joan McDonald, Calgary AB	138	30%	Robert Parsons, Winnipeg MB
170	36%	Malcolm McDonald, Calgary AB	135	29%	Daniel Sawatzky, Regina SK (+1)
157	34%	Bill Wilson, Calgary AB (+1)	126	27%	Gordon Grief, Winnipeg MB ****
144	31%	Ryan Dudragne, Saskatoon SK **			

Atlantic Canada (NB, NL, NS, PE) 516 spp. (threshold = 150 spp.)

Clarence Stevens, Sr. has the lead at 235. Larry Neily had the only gain of +4.

235	46%	Clarence Stevens, Sr., Dartmouth NS **	211	41%	Larry Neily, Lawrencetown NS (+4)
216	42%	Don MacNeill, Halifax NS			

The Maritimes (NB, NS, PE) 499 spp. (threshold = 150 spp.)

Ditto to the Atlantic comments.

235	46%	Clarence Stevens, Sr., Dartmouth NS **	211	42%	Larry Neily, Lawrencetown NS (+4)
216	43%	Don MacNeill, Halifax NS			

***** CHRISTMAS BIRD COUNT LIFELISTS *****

Just in case there is any confusion regarding CBC lists, they are meant to be count day only. No count week/period species should be included in your totals.

All Canadian Christmas Bird Counts (CBC's) (threshold = 120 spp.)

Clarence Stevens, Sr. leads at 146, with Burke Korol close behind at 144. No activity in 2022.

146	Clarence Stevens, Sr., Dartmouth NS **	141	Larry Cowan, Pitt Meadows BC *
144	Burke Korol, Sackville NB	116	Ryan Dudragne, Saskatoon SK **

All British Columbia Christmas Bird Counts (CBC's) (threshold = 100 spp.)

Russell Cannings continues to lead in this category. No gainers reported in 2022.

160	Russell Cannings, NZ, ex Burnaby BC *7	141	Larry Cowan, Pitt Meadows BC *
-----	--	-----	--------------------------------

All Saskatchewan Christmas Bird Counts (CBC's) (threshold = 55 spp.)

Ryan Dudragne leads in this category with 116 species and Daniel Sawatzky had the sole gain of one species in 2021-22.

116	Ryan Dudragne, Saskatoon SK **	87	Daniel Sawatzky, Regina SK
87	Burke Korol, Sackville NB		

All Ontario Christmas Bird Counts (CBC's) (threshold = 90 spp.)

Jim Burk leads here with 157. No activity in 2022.

157	Jim Burk, Blenheim ON	113	Burke Korol, Sackville NB
139	Gavin Platt, Toronto ON *		

All Nova Scotia Christmas Bird Counts (CBC's) (threshold = 65 spp.)

Clarence Stevens, Sr. has the lead at 146. Larry Neily had the only gain of +4.

146	Clarence Stevens, Sr., Dartmouth NS **	112	Larry Neily, Lawrencetown NS (+4)
-----	--	-----	-----------------------------------

WINTER LISTS

***** WINTER SEASON LIFELISTS *****

Winter Season Lifelists, as opposed to the usual Winter Lifelists (December, January & February), are lifelists of species seen between the Winter Solstice and the Vernal Equinox: the actual season of winter. Thresholds in these categories are 10% less than the regular winter lifelists.

Your compiler decided to tackle counting his Winter Season lists a few years ago and found, though it presented some challenges, it was not so difficult as it at first appeared to be. I'm not sure how others have done it in the past, but here's what I did. The first task was to find a reliable place to get the exact date and time of the Winter Solstice and Vernal Equinox. That proved to be fairly easy in this day and age of the internet. There is a very useful page for Solstices & Equinoxes at <https://www.timeanddate.com/astronomy/>. Simply begin to type the location of your list in the box below "Equinox & Solstices" and click on the place from the list produced that will work for you. I used Halifax for my NS lists. If you have a time zone change within your area, you will need to adjust for it (plus or minus an hour). The site then comes up with Solstices & Equinoxes for Halifax (Surrounding 10 Years). Using the dropdown menu "Showing", on the right just above the table, you can get any years you will need. Of course, you will be able to use your month lists and take January and February complete, only needing to worry about December and March. I used those month lists to find any species not on the Jan.-Feb. combined list. Then I used eBird to bring up the species in question from my sightings to get their exact dates and times. Less checking than I thought, most were in or out by days. Those that fell on the very day of the Winter Solstice and Vernal Equinox required checking the time. One species was in by an hour and one out by an hour. Very few had to be checked this way. Of course, I know many of you don't use eBird or keep month lists, so this method will only work for those diehards that do. The rest will have to use longhand.

The winter season in Halifax for the next issue starts 5:48 AM, Dec. 21, 2022 and goes to 6:24 PM, Mar. 20, 2023. Remember, because we are creating a snapshot of lists at the end of a year, and single winter lists (as well as single winter season lists) don't fall within that timeframe, we are basically a year behind, using the last list to end before the year end. The following winter season list in Halifax starts at 11:27 PM on Dec. 21, 2023 and extends to 12:06 AM on March 20, 2024.

Canada 696 spp. (threshold = 150 spp.)

222 32% Larry Neily, Lawrencetown NS (+6) 191 27% Bill Wilson, Calgary AB
207 30% Clarence Stevens, Sr., Dartmouth NS **

British Columbia 558 spp. (threshold = 126 spp.)

125 22% Bill Wilson, Calgary AB

Alberta 436 spp. (threshold = 78 spp.)

148 34% Bill Wilson, Calgary AB

Ontario 498 spp. (threshold = 112 spp.)

118 24% Larry Neily, Lawrencetown NS

Quebec 462 spp. (threshold = 83 spp.)

83 18% Larry Neily, Lawrencetown NS

WINTER LISTS

***** WINTER SEASON LIFELISTS *****

Nova Scotia 482 spp. (threshold = 87 spp.)

207 43% Clarence Stevens, Sr., Dartmouth NS ** 179 37% Larry Neily, Lawrencetown NS (+9)

ATPAT Sum of Provincial & Territorial Winter Season Lifelists 5371 spp. (threshold = 450 spp.)

572 11% Larry Neily, Lawrencetown NS (+9)

***** INTERPROVINCIAL WINTER SEASON LIFELISTS *****

Prairie Provinces (AB, MB, SK) 467 spp. (threshold = 110 spp.)

148 34% Bill Wilson, Calgary AB

Atlantic Canada (NB, NL, NS, PE) 516 spp. (threshold = 135 spp.)

207 40% Clarence Stevens, Sr., Dartmouth NS ** 182 38% Larry Neily, Lawrencetown NS (+9)

The Maritimes (NB, NS, PE) 499 spp. (threshold = 135 spp.)

207 40% Clarence Stevens, Sr., Dartmouth NS ** 182 38% Larry Neily, Lawrencetown NS (+9)



The McDonald's had this pair of Golden Eagles along Grand Valley west of Calgary during late winter.
This photo was taken on a rather gray Feb. 22, 2022.

WINTER LISTS

***** SINGLE WINTER LISTS *****

There was one qualifying Canadian list in the winter of 2021-22. There were six qualifying provincial winter lists in 2021-22, 2 less than last winter. All 2021-22 single winter lists are boldfaced. The 2021-22 winter birding reports were widely distributed but, as usual, few. The top province was AB with 2 listers each, while BC, MB, NB & NS had one each. No one came anywhere near a new provincial high. The highest provincial list numerically was 149 by Mike Toochin in BC (as usual). It was also the highest provincial list percentage-wise at 21%.

Canada 696 spp. (threshold = 135 spp.)

219	31%	15/16	Thomas Plath, Richmond BC	168	24%	02/03	Malcolm McDonald, Calgary AB
210	30%	11/12	Mike Toochin, Richmond BC	167	24%	93/94	Jo Ann MacKenzie, Surrey BC
207	30%	00/01	John Luce, Surrey BC	163	23%	01/02	David Milsom, Peterborough ON
206	30%	00/01	Danny Tyson, Langley BC	161	23%	10/11	Jeremy Kimm, Victoria BC
183	26%	98/99	Burke Korol, Sackville NB	150	22%	88/89	Robert Parsons, Winnipeg MB
177	25%	01/02	Alex Gray, Mississauga ON	149	21%	21/22	Mike Toochin, Richmond BC
177	25%	17/18	David Bell, Kelowna BC	146	21%	06/07	Rudolf Koes, Winnipeg MB
174	25%	95/96	Rick Tyson, Surrey BC	142	20%	67/68	Eric Tull, Sidney BC
170	24%	12/13	Joshua Vandermeulen, Niagara Falls ON	137	20%	08/09	Clarence Stevens, Sr., Dartmouth NS
169	24%	11/12	Ray Woods, Calgary AB	135	19%	95/96	Larry Cowan, Pitt Meadows BC
168	24%	02/03	Joan McDonald, Calgary AB	132	19%	02/03	Bill Wilson, Calgary AB
219	31%	15/16	Thomas Plath, Richmond BC	168	24%	02/03	Malcolm McDonald, Calgary AB

British Columbia 558 spp. (threshold = 112 spp.)

219	39%	15/16	Thomas Plath, Richmond BC	149	27%	21/22	Mike Toochin, Richmond BC
210	38%	11/12	Mike Toochin, Richmond BC	135	24%	20/21	David Bell, Kelowna BC
207	37%	00/01	John Luce, Surrey BC	135	24%	95/96	Larry Cowan, Pitt Meadows BC
206	37%	00/01	Danny Tyson, Langley BC	130	23%	10/11	Malcolm McDonald, Calgary AB
174	31%	95/96	Rick Tyson, Surrey BC	129	23%	10/11	Joan McDonald, Calgary AB
170	30%	91/92	Wayne Weber, Delta BC	127	23%	88/89	Robert Parsons, Winnipeg MB
168	30%	98/99	Burke Korol, Sackville NB	124	22%	14/15	Eric Tull, Sidney BC
167	30%	93/94	Jo Ann MacKenzie, Surrey BC	117	21%	01/02	Alex Gray, Mississauga ON

Alberta 436 spp. (threshold = 65 spp.)

112	26%	01/02	Joan McDonald, Calgary AB	78	18%	11/12	Ray Woods, Calgary AB
112	26%	01/02	Malcolm McDonald, Calgary AB	77	18%	21/22	Joan McDonald, Calgary AB
91	21%	06/07	Bill Wilson, Calgary AB	77	18%	21/22	Malcolm McDonald, Calgary AB

Saskatchewan 404 spp. (threshold = 61 spp.)

100	25%	15/16	Ryan Dudragne, Saskatoon SK	64	16%	16/17	Joel Cherry, Regina SK
89	22%	11/12	Daniel Sawatzky, Regina SK	64	16%	16/17	Annie McLeod, Regina SK
72	18%	94/95	Burke Korol, Sackville NB				

WINTER LISTS

***** SINGLE WINTER LISTS *****

Manitoba 401 spp. (threshold = 60 spp.)

88	22%	16/17	Rudolf Koes, Winnipeg MB	73	18%	15/16	Robert Parsons, Winnipeg MB
77	19%	16/17	Garry Budyk, Winnipeg MB	65	16%	21/22	Rudolf Koes, Winnipeg MB

Ontario 498 spp. (threshold = 100 spp.)

170	34%	12/13	Joshua Vandermeulen, Niagara Falls ON	128	26%	93/94	Hugh Currie, Toronto ON
163	33%	01/02	David Milsom, Peterborough ON	123	25%	01/02	Alex Gray, Mississauga ON
153	31%	11/12	Gavin Platt, Toronto ON	121	24%	91/92	Jim Burk, Blenheim ON
151	30%	91/92	Rob Dobos, Dundas, ON	120	24%	20/21	Gordon Payne, London ON
148	30%	01/02	Alfred Adamo, Mississauga ON	116	23%	00/01	Burke Korol, Sackville NB
141	28%	12/13	David Bell, Kelowna BC	109	22%	92/93	Ian Platt, London ON
130	26%	01/02	Frank Pinilla, Richmond Hill ON	106	21%	05/06	Paul Mackenzie, Kingston ON

Quebec 462 spp. (threshold = 69 spp.)

128	28%	01/02	Olivier Barden, Montreal QC	99	21%	86/87	Eric Tull, Sidney BC
110	24%	95/96	Mabel McIntosh, Pointe Claire QC				

New Brunswick 430 spp. (threshold = 65 spp.)

108	25%	06/07	Juliette Pellerin, Boudreau West NB	74	17%	08/09	Rosita Lanteigne, Caraquet NB
84	20%	11/12	Jolande St-Pierre, Alderwood NB	65	15%	01/02	Michel Chiasson, Caraquet NB
82	19%	21/22	Jolande St-Pierre, Alderwood NB	62	14%	07/08	Alex Gray, Mississauga ON
75	17%	11/12	Denise Godin, Bertrand NB				

Nova Scotia 482 spp. (threshold = 72 spp.)

151	31%	15/16	Mark Dennis, Clam Point NS	129	27%	20/21	Larry Neily, Lawrencetown NS
143	30%	01/02	Angus MacLean, Coldbrook NS	120	25%	11/12	Dominic Cormier, Halifax NS (new)
142	29%	01/02	Joan (Czapalay) Cormier, Parrsboro NS	116	24%	17/18	David Bell, Kelowna BC
137	20%	08/09	Clarence Stevens, Sr., Dartmouth NS	89	18%	21/22	Larry Neily, Lawrencetown NS
133	28%	01/02	Richard Stern, Kentville NS	83	17%	06/07	Alex Gray, Mississauga ON

Prince Edward Island 361 spp. (threshold = 36 spp.)

54	15%	07/08	Alex Gray, Mississauga ON
----	-----	-------	---------------------------

Newfoundland and Labrador 416 spp. (threshold = 42 spp.)

72	17%	96/97	Alex Gray, Mississauga ON	67	16%	04/05	Malcolm McDonald, Calgary AB
67	16%	04/05	Joan McDonald, Calgary AB	40	10%	81/82	Eric Tull, Sidney BC

Yukon Territory 341 spp. (threshold = 17 spp.)

Northwest Territories 294 spp. (threshold = 15 spp.)

Nunavut 288 spp. (threshold = 14 spp.)

No Single Winter Lists for the territories either. If you have one, please submit it, even if it is under the current threshold.

WINTER LISTS

***** SINGLE WINTER LISTS *****

***** INTERPROVINCIAL SINGLE WINTER LIFELISTS *****

Prairie Provinces (AB, MB, SK) 467 spp. (threshold = 70 spp.)

112	25%	01/02	Joan McDonald, Calgary AB	89	20%	11/12	Daniel Sawatzky, Regina SK
112	25%	01/02	Malcolm McDonald, Calgary AB	77	17%	21/22	Joan McDonald, Calgary AB
100	22%	15/16	Ryan Dudragne, Saskatoon SK	77	17%	21/22	Malcolm McDonald, Calgary AB
92	21%	06/07	Bill Wilson, Calgary AB	73	16%	15/16	Robert Parsons, Winnipeg MB

Atlantic Canada (NB, NL, NS, PE) 516 spp. (threshold = 110 spp.)

137	28%	08/09	Clarence Stevens, Sr., Dartmouth NS	129	26%	20/21	Larry Neily, Lawrencetown NS
130	26%	08/09	Don MacNeill, Halifax NS	119	24%	17/18	David Bell, Kelowna BC

The Maritimes (NB, NS, PE) 499 spp. (threshold = 110 spp.)

137	28%	08/09	Clarence Stevens, Sr., Dartmouth NS	129	26%	20/21	Larry Neily, Lawrencetown NS
130	27%	08/09	Don MacNeill, Halifax NS	119	24%	17/18	David Bell, Kelowna BC

All Saskatchewan CBC's 404 spp. (threshold = 55 spp.)

71 18% 15/16 Ryan Dudragne, Saskatoon SK

***** SINGLE WINTER SEASON LISTS *****

As with Winter Season Lifelists, Single Winter Season Lists are timed to the actual season of winter, between the Winter Solstice and the Vernal Equinox. Remember those dates change from year to year. Thresholds for these categories will be 10% less than the regular single winter lists.

British Columbia 558 spp. (threshold = 100 spp.)

99 18% 99/00 Bill Wilson, Calgary AB

Alberta 436 spp. (threshold = 59 spp.)

93 21% 06/07 Bill Wilson, Calgary AB

Ontario 498 spp. (threshold = 90 spp.)

126 25% 20/21 Alfred Adamo, Mississauga ON

Nova Scotia 482 spp. (threshold = 65 spp.)

133	28%	08/09	Clarence Stevens, Sr., Dartmouth NS	85	18%	21/22	Larry Neily, Lawrencetown NS
126	26%	20/21	Larry Neily, Lawrencetown NS				

WINTER LISTS


***** INTERPROVINCIAL SINGLE WINTER SEASON LIFELISTS *****

Atlantic Canada (NB, NL, NS, PE) 516 spp. (threshold = 100 spp.)

126 24% 20/21 Larry Neily, Lawrencetown NS

The Maritimes (NB, NS, PE) 499 spp. (threshold = 100 spp.)

126 25% 20/21 Larry Neily, Lawrencetown NS



This Whooper Swan, first found by Edward Nygren on March 17, 2022, was photographed here by Ilya Povalyaev on March 18, 2022 at Trout Lake, Vancouver, BC.



This Whooper Swan, found by James Mackenzie on Nov. 20, was imaged by Liam Ragan on Nov. 22, 2022 at Comox, BC.

LOCAL LIFELISTS

For all but a few northern areas and some special criteria lists, the thresholds for Local Lists are 150 for Lifelists and 120 for Year Lists. County combinations are higher at 180 and 150. Watch in the headers for thresholds in other lists. Local Lists are as reported up to the end of 2022. They are shown on a province-by-province basis, where possible. Local Lists are presented in five sections: Local Lifelists, Local Year Lists, Local Day Lists, Local Winter Lists and Local Single Winter Lists, similar to the way in which the major category lists are treated.

We gained five Local Lifelists areas from 2021's numbers, reaching 357. For Canadian locations, there are now 264 (+3) areas. ON leads with 75, then MB with 42, NS with 40, and BC with 37. There were 1422 (+35) individual entries: ON leading here too with 267, then BC with 147, NS 140, and MB 76. Included with the Local Lists are miscellaneous Canadian lists (including Canada-wide special criteria lists, AMAT (All Months Added Together) lists, and yard/patch lists (15); other Canada-related lists (9), and various foreign lists. The latter include the foreign national (62) and international geographical regions (22) lists that are favoured by many traveling listers. Comment and comparison are indulged in below under provincial headings. Comparing Local Areas becomes less and less possible as sizes vary more. Please send me the number of species listed on any local checklists you may have, that will surely help. Thanks.

Clarification of the Local Area Definitions is an ongoing process. The file is now on the internet site but is incomplete, out-of-date and needs your input. Especially helpful would be an email containing the text describing an area to be inserted. Thank you to those who have provided this.

To make reporting easier, I have asked listers to simply send an email (or note) with only the details of their lists that have changed. In most cases this amounts to less than ten updates. This will make my job easier too, something for which I fervently wish. However, you submit your numbers, please be careful and double check what you've written or typed. A goodly portion of time always seems to be taken to follow up on inconsistencies or ambiguities in reports. This year there was not much need to request clarification of reported numbers and when there was some ambiguity, I admit to making the occasional assumption rather than inquiries. Please correct me if I was wrong. And naturally, some problems may originate from this end.

British Columbia: The most active local lists in BC in 2022 were the Vancouver Checklist Area (as opposed to the Metro Vancouver District (eBird "county") with 8 updates and Victoria with 4 updates and a new lister. Mike Toochn still has the highest local list total in BC, 385 in the Vancouver Checklist Area. Richard Cannings has the honours for the top interior list, 310 for the Okanagan Valley. For small sized areas, Mike Toochn's 279 for Iona Island is tops. Top gain was by Mike Toochn with 19 for the Northwest Pacific Pelagic, followed by Kevin Neill with +9 for both Victoria and Vancouver Island. Big news in the new lists in 2022: Mike McGrenere joined the Victoria and Vancouver Island lists, both with list topping totals, 361 and 376 respectively. As well, David Bell join the ARDAT list at 2425. No new areas were initiated in 2022.

Alberta: Reports are sharply down in Alberta with the most active lists, both Calgary City and Region, having only 2 gainers. Bill Wilson has the highest local list in the province, 345 in the Calgary Region (80 km). David Bell had the largest gain (+23 for the Medicine Hat eBird "county").

Saskatchewan: Activity dwindled to one birder reporting gain on 4 lists. SK had no new listers in 2022. Largest gain was a plus 6 by Daniel Sawatzky in both the Regina City and Area. Daniel Sawatzky has the highest local total in SK with 283 in Regina.

Manitoba: Winnipeg had the highest local list (Robert Parson's 312), although the Southeastern MB area might be considered by some as the highest "local" list for the province (Robert Parsons' 346). The top local gain of +4 was reported from 4 areas by Rob Parsons (Delta Beach (Delta Marsh), Netley-Libau Marsh, Oak Hammock Marsh and the Shoal Lakes Complex).

LOCAL LIFELISTS



We have Anthony Kaduck to thank for providing this great shot of the colourful White-faced Ibis that visited the Erieau Marsh Trail, Chatham-Kent County, Ontario from May 4 to 7, 2022.

Ontario: In 2022 the most active lists were the Essex (County) list with 2 updates and 4 new members and the Hamilton Study Area list, with 5 updates. Bob Curry joined the Hamilton (City) list with 345, to edge out Rob Dobos from top spot by one species. Bob Curry also joined the Haldimand (Single Tier Town), the Halton (Region) and the Niagara (Region) lists in top spot with 277, 320 and 321 respectively, as well as the Norfolk (Single Tier Town) list with 310 to nab 2nd spot. Paul Pratt joined the Lambton (County) list at 260, good for top spot and the Chatham-Kent (Single Tier City) list at 326 for 3rd spot. Sawyer Dawson joined the Middlesex (County) list at 247. Four listers added their totals to the Essex (County) list in 2022: Keith Burk with 347 good for 2nd spot, Bob Curry with 328 in 4th, Jim Burk at 305 and Mike Austin at 289. There were 2 new lists in ON: Sawyer Dawson initiated a London - Wetland behind North London Toyota list with 165 species, while Gordon Payne started a London - Kilally Meadows ESA list with 157. Anthony Kaduck had the top ON gain of 11 in Frontinac (County). At 382, Keith Burk's Chatham-Kent/Essex/Lambton County combination is the top CLC Local List for ON, but is a large multi-county area. Paul Pratt is 2nd here with 381. Paul Pratt's 368 in Essex County is the top "real" local list. Joshua Vandermeulen continues his assault on the All Ontario Counties Added Together category to reach 8738, adding 109 in 2022.

Quebec: The highest Local Lifelist is held by Peter Mitchell, with 342 in Montreal. Second spot goes to Mabel McIntosh at 341 in Montreal and third to Olivier Barden in Quebec City Region (COQ) (325). The sole gain in QC in 2022 was Jacques Bouvier's +1 in the Pumpkinseed Bay Beach list. Jacques Bouvier initiated a new list in 2022: the Argenteuil (eBird "County") list with 236 species total.

New Brunswick: Although activity seems to have fallen off in the Acadian Peninsula in the past few years, it still provides most of our updates from NB. Most active was the Miscou Island list with 3 updates. There were no new lists or listers for New Brunswick in 2022. The top local lists are still all from the Acadian Peninsula, led by Rosita Lanteigne at 324. Benoit Lanteigne is next at 318. Jolande St-Pierre had the largest increase, a +5 on Grand Manan.

LOCAL LIFELISTS

Prince Edward Island: The only gains were by David Seeler, who added 2 each to Queens County and Prince Edward Island National Park. The highest local lifelist for the province is his 284 in Queens County.

Nova Scotia: The most active area in Nova Scotia was Shelburne County with 4 updates. Top local listers were Clarence Stevens Sr. with 376 and Don MacNeill with 337, both in Halifax County; followed by Mark Dennis in Shelburne County with 322 and Alix d'Entremont in Yarmouth County with 321. Top small area list was Mark Dennis' 307 on Cape Sable Island. The top NS local area gainer was Mark Dennis in Yarmouth County with +14. No new lists were started in NS in 2021. No one joined any existing in 2022.

Elsewhere in Canada: No changes in the remaining provinces and territories. In the Yukon, Wayne Neily had not only the top Local Lifelist, but the only one, 114 for Kluane National Park. David Bell joined the Hybrids in Canada list with 21.

Foreign: In 2022, travel for birders resumed in the post-COVID-19 era. We had 3 new nations to bring us to 62 foreign country lists: new was the Falklands Island (Anthony Kaduck with 60), Singapore (Joshua Vandermeulen – 91, and the United Arab Emirates (Brian Elder – 141). There were 123 (+45) updates and 43 (+26) new to lists reported on foreign lists, 67 (+42) and 37 (+27) for nation lists. Updates and new to lists were both well up compared to last year. Eleven existing lists (plus the 3 new lists) have new leaders: Joshua Vandermeulen has 5 of these (Borneo at 330, Malaysia 449, Thailand 544, Western Hemisphere 3065 & South America 2152), Thomas Plath has 4 (Argentina at 702, Namibia 355, Peru 1227 & Africa 1404) and Brian Elder one (China at 678). Another new list is the USA – Continental, initiate and led by Mike Toochin (763).



**Ilya Povalyaev shot this juvenile Curlew Sandpiper at Boundary Bay, Delta, BC on Sep. 7, 2022.
It was first found by Melissa Hafting on Sep. 2, 2022.**

LOCAL LIFELISTS

BRITISH COLUMBIA

County Equivalents (eBird defined)

Fraser Valley (eBird "county")

- 253 Danny Tyson, Langley BC *
- 214 Wayne Weber, Delta BC †

Metro Vancouver District (eBird "county")

- 365 Danny Tyson, Langley BC *
- 360 Carlo Giovanella, Surrey BC **
- 324 Larry Cowan, Pitt Meadows BC *
- 233 Jock McCracken, Vancouver BC **
- 194 Larry Neily, Lawrencetown NS

Other Locations

Blackie Spit (& Crescent Beach)

- 192 Jo Ann MacKenzie, Surrey BC *****
- 186 Wayne Weber, Delta BC †
- 181 Danny Tyson, Langley BC *

Coastal British Columbia

- 394 Wayne Weber, Delta BC †

Creston Valley

- 180 Burke Korol, Sackville NB

Haida Gwaii

- 134 Mike Toochin, Richmond BC

Haines Triangle

- 76 Mike Toochin, Richmond BC

Interior British Columbia

- 326 Wayne Weber, Delta BC †

Iona Island, Richmond

- 279 Mike Toochin, Richmond BC (+1)
- 261 Sharon Toochin, Richmond BC
- 229 Danny Tyson, Langley BC *
- 169 Larry Cowan, Pitt Meadows BC *

Jericho Park, Vancouver

- 168 Danny Tyson, Langley BC *
- 157 Richard Cannings, Penticton BC *

Kamloops Latilong

- 258 Wayne Weber, Delta BC †

Nicola Valley

- 256 Wayne Weber, Delta BC †

North Vancouver

- 165 Rick Tyson, Surrey BC *

Okanagan Valley

- 310 Richard Cannings, Penticton BC *
- 277 Mike Toochin, Richmond BC
- 271 Wayne Weber, Delta BC †
- 270 David Bell, Kelowna BC (+3)
- 260 Danny Tyson, Langley BC *
- 250 Burke Korol, Sackville NB
- 233 Jo Ann MacKenzie, Surrey BC *****
- 231 John Luce, Surrey BC
- 197 Rick Tyson, Surrey BC *
- 189 Brian Stech, Vancouver BC
- 181 Larry Cowan, Pitt Meadows BC *
- 175 Eric Tull, Sidney BC
- 170 Bill Wilson, Calgary AB
- 162 Dorothy Copp, Vancouver BC

Peace River District

- 223 Russell Cannings, NZ, ex Burnaby BC *⁷
- 207 Mike Toochin, Richmond BC
- 191 Jo Ann MacKenzie, Surrey BC *****
- 182 Wayne Weber, Delta BC †
- 165 Danny Tyson, Langley BC *
- 155 Larry Cowan, Pitt Meadows BC *

Pitt Meadows

- 216 Danny Tyson, Langley BC *
- 206 Larry Cowan, Pitt Meadows BC *
- 205 Wayne Weber, Delta BC †

Prince George

- 186 Russell Cannings, NZ, ex Burnaby BC *⁷
- 168 Danny Tyson, Langley BC *

Revelstoke Area

- 195 Russell Cannings, NZ, ex Burnaby BC *⁷
- 150 Wayne Weber, Delta BC †

LOCAL LIFELISTS

BRITISH COLUMBIA (cont'd)

Reifel Migratory Bird Sanctuary

- 213 Mike Toochin, Richmond BC (+2)
- 198 Danny Tyson, Langley BC *
- 180 Rick Tyson, Surrey BC *
- 157 Larry Cowan, Pitt Meadows BC *

Richmond

- 306 Mike Toochin, Richmond BC (+1)

Sea/Iona Islands, Richmond

- 293 Mike Toochin, Richmond BC (+1)
- 245 Danny Tyson, Langley BC *
- 244 Wayne Weber, Delta BC †
- 182 Larry Cowan, Pitt Meadows BC *
- 174 Rick Tyson, Surrey BC *
- 163 Richard Cannings, Penticton BC *

Semiahmoo Peninsula

- 240 Jo Ann MacKenzie, Surrey BC *****
- 230 Carlo Giovanella, Surrey BC **
- 229 Roger Foxall, Surrey BC (+2)
- 229 Ilya Povalyaev, Vancouver BC (+4)
- 221 Danny Tyson, Langley BC *
- 211 Mike Newey, South Surrey BC (+3)

Stanley Park, Vancouver

- 193 Wayne Weber, Delta BC †
- 171 Danny Tyson, Langley BC *

Sunshine Coast

- 179 Danny Tyson, Langley BC *

Vancouver CBC Circle

- 311 Danny Tyson, Langley BC *

Victoria

- 361 Mike McGrenere, Victoria BC (new)
- 302 Jeremy Kimm, Victoria BC **
- 301 Kevin Neill, Victoria BC (+9)
- 287 David Bell, Kelowna BC (+3)
- 287 Eric Tull, Sidney BC (+7)
- 278 Mike Toochin, Richmond BC (+1)
- 267 Wayne Weber, Delta BC †
- 231 Danny Tyson, Langley BC *
- 196 Bill Wilson, Calgary AB
- 177 Larry Cowan, Pitt Meadows BC *
- 175 Rick Tyson, Surrey BC *
- 163 John Luce, Surrey BC

Other Locations (cont'd)

Vancouver Checklist Area

- 385 Mike Toochin, Richmond BC (+4)
- 367 Danny Tyson, Langley BC *
- 364 Sharon Toochin, Richmond BC (+3)
- 359 Carlo Giovanella, Surrey BC **
- 359 Wayne Weber, Delta BC †
- 357 Roger Foxall, Surrey BC (+5)
- 357 Jo Ann MacKenzie, Surrey BC *****
- 341 Melissa Hafting, Vancouver BC (+3)
- 340 Brian Stech, Vancouver BC (+6)
- 338 John Luce, Surrey BC
- 338 Ilya Povalyaev, Vancouver BC (+5)
- 334 Rick Tyson, Surrey BC *
- 330 Larry Cowan, Pitt Meadows BC *
- 312 Mike Newey, South Surrey BC (+4)
- 299 Kevin Neill, Victoria BC (+3)
- 288 Richard Cannings, Penticton BC *
- 213 Eric Tull, Sidney BC
- 198 Larry Neily, Lawrencetown NS
- 179 Burke Korol, Sackville NB

Vancouver Island

- 376 Mike McGrenere, Victoria BC (new)
- 327 Mike Toochin, Richmond BC
- 324 Kevin Neill, Victoria BC (+9)
- 309 Jeremy Kimm, Victoria BC **
- 304 Eric Tull, Sidney BC (+6)
- 299 David Bell, Kelowna BC (+4)
- 287 Wayne Weber, Delta BC †
- 273 Danny Tyson, Langley BC *
- 271 Roger Foxall, Surrey BC
- 250 Jo Ann MacKenzie, Surrey BC *****
- 226 Ray Woods, Calgary AB
- 220 Joan McDonald, Calgary AB
- 220 Malcolm McDonald, Calgary AB
- 212 Bill Wilson, Calgary AB
- 212 Larry Cowan, Pitt Meadows BC *
- 206 Rick Tyson, Surrey BC *
- 155 Burke Korol, Sackville NB

Westham and Reifel Islands

- 235 Mike Toochin, Richmond BC (+2)
- 228 Wayne Weber, Delta BC †
- 211 Danny Tyson, Langley BC *
- 160 Larry Cowan, Pitt Meadows BC *

LOCAL LIFELISTS

BRITISH COLUMBIA (cont'd)

West Kootenays

- 220 Burke Korol, Sackville NB
- 196 Wayne Weber, Delta BC †
- 180 Jo Ann MacKenzie, Surrey BC *****

White Rock

- 262 Jo Ann MacKenzie, Surrey BC *****
- 261 Danny Tyson, Langley BC *

ARDAT (All Regional Districts Added Together)

- 4179 Wayne Weber, Delta BC †
- 3357 Danny Tyson, Langley BC *
- 2425 David Bell, Kelowna BC (new)

BC & Alaska (threshold 350)

- 545 Mike Tootchin, Richmond BC (+2)
- 438 Kevin Neill, Victoria BC (+3)
- 407 Eric Tull, Sidney BC (+4)
- 377 Joan McDonald, Calgary AB
- 377 Malcolm McDonald, Calgary AB
- 368 Brooke Clibbon, Sidney BC

Other Locations (cont'd)

Northwest Pacific Pelagic

- 155 Mike Tootchin, Richmond BC (+19)
- 72 Kevin Neill, Victoria BC (+1)

Seen in every month British Columbia

- 173 Danny Tyson, Langley BC *
- 108 Rick Tyson, Surrey BC *
- 93 Carlo Giovanella, Surrey BC **

Seen in every month Vancouver

- 138 Danny Tyson, Langley BC *
- 93 Carlo Giovanella, Surrey BC **

AMAT Vancouver

- 2811 Danny Tyson, Langley BC *
- 2564 Ilya Povalyaev, Vancouver BC (+24)
- 2438 Carlo Giovanella, Surrey BC **

YUKON TERRITORY

Kluane National Park

- 114 Wayne Neily, Tremont NS



Melissa Halfting provided this beautiful rendition of 1 of 2 Scarlet Tanagers that showed up simultaneously on June 4, 2022 at Queen Elizabeth Park, Vancouver, BC.

LOCAL LIFELISTS

ALBERTA

Banff National Park

- 185 Jerry Pilny, Calgary AB *8
- 181 Joan McDonald, Calgary AB
- 181 Malcolm McDonald, Calgary AB
- 160 Bill Wilson, Calgary AB

Beaverhill Lake

- 167 Eric Tull, Sidney BC

Cold Lake

- 154 Eric Tull, Sidney BC

Confederation Park - Calgary

- 161 Bill Wilson, Calgary AB (+1)

Edmonton (ebird "county")

- 238 Steve Knight, St. Albert AB

Edmonton

- 231 Eric Tull, Sidney BC

Inglewood Bird Sanctuary

- 200 Bill Wilson, Calgary AB (+1)

Kananaskis Country

- 202 Bill Wilson, Calgary AB (+1)

Medicine Hat "County" (eBird division)

- 235 David Bell, Kelowna BC (+23)

Calgary Region (80 km circle)

- 345 Bill Wilson, Calgary AB
- 337 Joan McDonald, Calgary AB
- 337 Malcolm McDonald, Calgary AB
- 325 Andrew Slater, Calgary AB (+4)
- 310 Bill Wilson, Calgary AB (BIGBY) (+1)
- 305 Ray Woods, Calgary AB
- 302 Eric Tull, Sidney BC

Calgary City Limits

- 316 Bill Wilson, Calgary AB (+1)
- 298 Bill Wilson, Calgary AB (BIGBY) (+2)
- 297 Andrew Slater, Calgary AB (+4)
- 270 Mike Mulligan, Calgary AB

Provincial Parks in Alberta

- 288 Joan McDonald, Calgary AB
- 288 Malcolm McDonald, Calgary AB
- 242 Bill Wilson, Calgary AB

Seen in every month Alberta

- 84 Bill Wilson, Calgary AB
- 63 Bill Wilson, Calgary AB (BIGBY)



Gerry Fox photographed these Harlequin Ducks at Cadomin, AB on May 27, 2022.

LOCAL LIFELISTS

SASKATCHEWAN

Candle Lake

181 Burke Korol, Sackville NB

Cypress Hills

190 Daniel Sawatzky, Regina SK

189 Ryan Dudragne, Saskatoon SK **

175 Burke Korol, Sackville NB

The Elbow

238 Ryan Dudragne, Saskatoon SK **

184 Daniel Sawatzky, Regina SK

164 Burke Korol, Sackville NB

Last Mountain Lake

227 Ryan Dudragne, Saskatoon SK **

219 Daniel Sawatzky, Regina SK

155 Burke Korol, Sackville NB

Provincial Parks in Saskatchewan

242 Ryan Dudragne, Saskatoon SK **

219 Daniel Sawatzky, Regina SK (+3)

207 Burke Korol, Sackville NB

Regional Parks in Saskatchewan

220 Ryan Dudragne, Saskatoon SK **

185 Daniel Sawatzky, Regina SK (+1)

Regina Area

283 Daniel Sawatzky, Regina SK (+6)

205 Ryan Dudragne, Saskatoon SK **

195 Burke Korol, Sackville NB

Regina City Limits

260 Daniel Sawatzky, Regina SK (+6)

165 Ryan Dudragne, Saskatoon SK **

Saskatchewan Landing Prov. Park

174 Ryan Dudragne, Saskatoon SK **

Saskatoon

253 Ryan Dudragne, Saskatoon SK **

253 Burke Korol, Sackville NB

189 Bill Wilson, Calgary AB

Swift Current Area

229 Ryan Dudragne, Saskatoon SK **

Swift Current City Limits

191 Ryan Dudragne, Saskatoon SK **



Garry Budyk photographed this Surf Scoter on Crescent Lake, Portage la Prairie, MB on Oct. 27, 2022.

LOCAL LIFELISTS

MANITOBA

County Equivalents (eBird defined)

North Interlake Area (eBird "county")

261 Garry Budyk, Winnipeg MB (+2)
 225 Jock McCracken, Vancouver BC **

Winnipeg (eBird "county")

291 Robert Parsons, Winnipeg MB (+3)
 243 Garry Budyk, Winnipeg MB (+1)

Other Locations

Agassiz Provincial Forest

165 Garry Budyk, Winnipeg MB (+1)

Assiniboine Park

169 Robert Parsons, Winnipeg MB (+1)
 153 Gordon Grief, Winnipeg MB ****

Birds Hill Provincial Park

186 Gordon Grief, Winnipeg MB ****
 175 Garry Budyk, Winnipeg MB

Brandon Latilong

151 Wayne Neily, Tremont NS

Bunn's Creek Parkway

169 Garry Budyk, Winnipeg MB (+1)

Churchill

206 Rudolf Koes, Winnipeg MB
 148 Gordon Grief, Winnipeg MB ****
 145 Robert Parsons, Winnipeg MB
 115 Garry Budyk, Winnipeg MB
 105 Richard Stern, Kentville NS *
 103 Andrew Slater, Calgary AB
 101 Wayne Neily, Tremont NS
 96 Eric Tull, Sidney BC
 92 Alex Gray, Mississauga ON

Delta Beach (Delta Marsh)

180 Robert Parsons, Winnipeg MB (+4)

Delta Marsh

249 Robert Parsons, Winnipeg MB
 244 Rudolf Koes, Winnipeg MB
 225 Gordon Grief, Winnipeg MB ****
 221 Garry Budyk, Winnipeg MB (+2)

Fort Whyte Nature Centre, Winnipeg

212 Wayne Neily, Tremont NS
 199 Robert Parsons, Winnipeg MB

Gladstone Latilong

196 Wayne Neily, Tremont NS

Grand Marais/Grand Beach, MB

160 Robert Parsons, Winnipeg MB (+2)

Kings Park

171 Robert Parsons, Winnipeg MB (+2)

Lac du Bonnet

161 Robert Parsons, Winnipeg MB (+1)

Lake Winnipeg (East)

220 Robert Parsons, Winnipeg MB (+1)
 205 Garry Budyk, Winnipeg MB (+1)

Lake Winnipeg (West)

220 Garry Budyk, Winnipeg MB (+1)

Netley-Libau Marsh

221 Garry Budyk, Winnipeg MB (+4)

Northwest Angle Region

203 Robert Parsons, Winnipeg MB (+2)

Oak Hammock Marsh

244 Gordon Grief, Winnipeg MB ****
 243 Rudolf Koes, Winnipeg MB
 233 Robert Parsons, Winnipeg MB
 196 Garry Budyk, Winnipeg MB (+4)
 190 Wayne Neily, Tremont NS
 186 John Zoch, Harrow ON ***

Patricia Beach

173 Robert Parsons, Winnipeg MB (+1)

Pinawa

175 Robert Parsons, Winnipeg MB

Riding Mountain National Park

219 Angus MacLean, Coldbrook NS **

Rossmere, Winnipeg

163 Garry Budyk, Winnipeg MB (+2)

St. Ambroise (Delta Marsh)

211 Robert Parsons, Winnipeg MB (+2)

LOCAL LIFELISTS

MANITOBA (cont'd)

St. Vital Park

- 170 Gordon Grief, Winnipeg MB ****
- 156 Robert Parsons, Winnipeg MB

Ste. Genevieve/Ross

- 179 Garry Budyk, Winnipeg MB (+1)

Sandilands Provincial Forest

- 199 Garry Budyk, Winnipeg MB

Selkirk Latilong

- 201 Wayne Neily, Tremont NS

Seven Sisters Falls

- 199 Robert Parsons, Winnipeg MB (+2)

Shoal Lakes Complex

- 188 Garry Budyk, Winnipeg MB
- 163 Robert Parsons, Winnipeg MB (+4)

Southeastern Manitoba

- 346 Robert Parsons, Winnipeg MB
- 316 Garry Budyk, Winnipeg MB (+2)

Southwestern Manitoba

- 287 Robert Parsons, Winnipeg MB (+1)
- 253 Garry Budyk, Winnipeg MB (+1)
- 187 Burke Korol, Sackville NB
- 177 Bill Wilson, Calgary AB

Stonewall Latilong

- 208 Wayne Neily, Tremont NS

Other Locations (cont'd)

Whitewater Lake

- 185 Garry Budyk, Winnipeg MB
- 184 Robert Parsons, Winnipeg MB

Winnipeg

- 312 Robert Parsons, Winnipeg MB (+2)
- 283 Rudolf Koes, Winnipeg MB
- 259 Gordon Grief, Winnipeg MB ****
- 245 Garry Budyk, Winnipeg MB (+1)
- 232 Wayne Neily, Tremont NS

Winnipeg Latilong

- 241 Wayne Neily, Tremont NS

Winnipeg River

- 248 Robert Parsons, Winnipeg MB

Breeding Bird Surveys (all Manitoba)

- 195 Robert Parsons, Winnipeg MB
- 188 Garry Budyk, Winnipeg MB (+2)

Important Bird Areas (IBAs) (all Manitoba)


- 287 Garry Budyk, Winnipeg MB

Seen in every month Manitoba

- 67 Robert Parsons, Winnipeg MB (+2)

Sewage Lagoons in Manitoba

- 192 Robert Parsons, Winnipeg MB



Garry Budyk shot this Northern Hawk Owl in the Pinawa area, MB on January 3, 2022.

LOCAL LIFELISTS

ONTARIO

Counties, Districts, Municipalities, etc.

Algoma (District)

- 282 Carter Dorscht, Echo Bay ON *
- 276 David Bell, Kelowna BC

Bruce (County)

- 232 Ken Burrell, Kitchener ON ****
- 184 Gordon Payne, London ON (+2)
- 174 Rob Porter, Hamilton ON ****
- 153 Burke Korol, Sackville NB

Chatham-Kent (Single Tier City)

- 353 Keith Burk, Blenheim ON (+1)
- 337 Jim Burk, Blenheim ON
- 326 Paul Pratt, Wheatley ON (new)
- 268 Ken Burrell, Kitchener ON ****
- 262 Hugh Currie, Toronto ON
- 259 Joshua Vandermeulen, Niagara Falls ON
- 239 Frank Pinilla, Richmond Hill ON **
- 209 Alfred Adamo, Mississauga ON (+1)
- 197 Burke Korol, Sackville NB

Cochrane (District)

- 237 Joshua Vandermeulen, Niagara Falls ON
- 204 Ken Burrell, Kitchener ON ****
- 188 Bob Curry, Hamilton ON

Durham (Region)

- 273 Frank Pinilla, Richmond Hill ON **
- 239 David Milsom, Peterborough ON (+4)
- 150 Burke Korol, Sackville NB

Elgin (County)

- 220 Ken Burrell, Kitchener ON ****
- 210 Gavin Platt, Toronto ON *

Essex (County)

- 368 Paul Pratt, Wheatley ON (+2)
- 347 Keith Burk, Blenheim ON (new)
- 336 Todd Pepper, Leamington ON ****
- 328 Bob Curry, Hamilton ON (new)
- 313 Joshua Vandermeulen, Niagara Falls ON
- 309 Hugh Currie, Toronto ON
- 305 Jim Burk, Blenheim ON (new)
- 305 Ken Burrell, Kitchener ON ****
- 289 Mike Austin, Pearland TX / Leamington ON (new)
- 252 Alfred Adamo, Mississauga ON (+2)
- 252 David Milsom, Peterborough ON
- 248 Frank Pinilla, Richmond Hill ON **
- 233 Burke Korol, Sackville NB
- 214 Carter Dorscht, Echo Bay ON *
- 165 Larry Cowan, Pitt Meadows BC *
- 156 Larry Neily, Lawrencetown NS

Frontinac (County)

- 290 Paul Mackenzie, Kingston ON (+3)
- 236 Anthony Kaduck, Kingston ON (+11)

Haldimand (Single Tier Town)

- 277 Bob Curry, Hamilton ON (new)
- 235 Ken Burrell, Kitchener ON ****

Halton (Region)

- 320 Bob Curry, Hamilton ON (new)
- 250 Jim Watt, Oakville ON
- 158 Burke Korol, Sackville NB

Hamilton, City of (Single Tier City)

- 280 Joshua Vandermeulen, Niagara Falls ON
- 259 Rob Porter, Hamilton ON ****
- 246 Ken Burrell, Kitchener ON ****
- 176 Frank Pinilla, Richmond Hill ON **

Huron (County)

- 206 Ken Burrell, Kitchener ON ****

Kawartha Lakes (Single Tier City)

- 200 Joshua Vandermeulen, Niagara Falls ON
- 176 Burke Korol, Sackville NB

Kenora (District)

- 180 Burke Korol, Sackville NB

Lambton (County)

- 260 Paul Pratt, Wheatley ON (new)
- 256 Hugh Currie, Toronto ON
- 220 Ken Burrell, Kitchener ON ****

Leeds and Grenville (United Counties)

- 204 Paul Mackenzie, Kingston ON (+2)

Lennox and Addington (County)

- 306 Paul Mackenzie, Kingston ON (+1)
- 225 Anthony Kaduck, Kingston ON (+2)

Middlesex (County)

- 299 William Lindley, London ON ***
- 284 Gordon Payne, London ON (+5)
- 276 Ian Platt, London ON ****
- 266 Gavin Platt, Toronto ON *
- 247 Sawyer Dawson, London ON (new)
- 237 Eric Tull, Sidney BC

Muskoka District Municipality (Region)

- 209 Burke Korol, Sackville NB
- 199 George Bryant, Toronto ON

LOCAL LIFELISTS

ONTARIO (cont'd)

Counties, Districts, Municipalities, etc. (cont'd)

Niagara (Region)

- 321 Bob Curry, Hamilton ON (new)
- 296 Joshua Vandermeulen, Niagara Falls ON
- 218 Ken Burrell, Kitchener ON ****
- 178 Frank Pinilla, Richmond Hill ON **

Nipissing (District)

- 179 Frank Pinilla, Richmond Hill ON **
- 158 Burke Korol, Sackville NB

Norfolk (Single Tier Town)

- 341 Ron Ridout, St. Williams ON *6
- 310 Bob Curry, Hamilton ON (new)
- 294 Ken Burrell, Kitchener ON ****
- 204 Burke Korol, Sackville NB
- 198 Frank Pinilla, Richmond Hill ON **
- 178 Larry Cowan, Pitt Meadows BC *

Northumberland (County)

- 251 David Milsom, Peterborough ON (+1)
- 197 Frank Pinilla, Richmond Hill ON **
- 189 Anthony Kaduck, Kingston ON
- 179 Burke Korol, Sackville NB

Ottawa, City of (Single Tier City)

- 309 Jeff Skevington, Constance Bay ON **
- 309 Michael Tate, Ottawa ON *6
- 288 Larry Neily, Lawrencetown NS
- 192 Frank Pinilla, Richmond Hill ON **

Parry Sound (District)

- 181 Burke Korol, Sackville NB

Peterborough (County)

- 262 David Milsom, Peterborough ON (+3)

Prescott-Russell (United Counties)

- 274 Jacques Bouvier, St-Isidore ON (+9 / 2 yrs)
- 167 Larry Neily, Lawrencetown NS

Prince Edward (County)

- 288 Paul Mackenzie, Kingston ON (+1)
- 199 Anthony Kaduck, Kingston ON (+2)

Rainy River (District)

- 188 Joshua Vandermeulen, Niagara Falls ON
- 151 Robert Parsons, Winnipeg MB

Renfrew (County)

- 223 Mike MacDonald, Clam Point NS ****
- 150 Burke Korol, Sackville NB

Simcoe (County)

- 289 Burke Korol, Sackville NB
- 250 Frank Pinilla, Richmond Hill ON **
- 249 Hugh Currie, Toronto ON
- 236 Joshua Vandermeulen, Niagara Falls ON (+3)

Stormont-Dundas-Glengarry (United Counties)

- 249 Jacques Bouvier, St-Isidore ON (+8 / 2 yrs)
- 225 Martin Bowman, Williamstown, ON *

Toronto, City of (Single Tier City)

- 297 Gavin Platt, Toronto ON *
- 250 Frank Pinilla, Richmond Hill ON **
- 186 Burke Korol, Sackville NB

Waterloo (Region)

- 253 Ken Burrell, Kitchener ON ****
- 228 Joshua Vandermeulen, Niagara Falls ON (+2)

Wellington (County)

- 235 Joshua Vandermeulen, Niagara Falls ON
- 216 Ken Burrell, Kitchener ON ****

York (Region)

- 279 Bruce Brydon, Holland Landing ON (+2)
- 257 Frank Pinilla, Richmond Hill ON **
- 154 Burke Korol, Sackville NB

All Ontario Counties Added Together

- (threshold 2500)
- 8738 Joshua Vandermeulen, Niagara Falls ON (+109)
- 7888 Ken Burrell, Kitchener ON ****
- 5959 Burke Korol, Sackville NB
- 5645 Frank Pinilla, Richmond Hill ON **
- 5006 David Bell, Kelowna BC
- 4279 Christopher Escott, Toronto ON (+32)

LOCAL LIFELISTS

ONTARIO (cont'd)

County Combinations & Old Counties

Chatham-Kent/Essex/Lambton

382 Keith Burk, Blenheim ON (+1)
 381 Paul Pratt, Wheatley ON (+1)
 359 Jim Burk, Blenheim ON
 320 Hugh Currie, Toronto ON
 304 Gavin Platt, Toronto ON *
 268 Frank Pinilla, Richmond Hill ON **
 247 Burke Korol, Sackville NB

Glengarry (Old County)

215 Martin Bowman, Williamstown, ON *
 208 Jacques Bouvier, St-Isidore ON

Haldimand - Norfolk (Old Municipality)

343 Ron Ridout, St. Williams ON *⁶
 215 Frank Pinilla, Richmond Hill ON **
 211 Burke Korol, Sackville NB

Other Locations

Algonquin Provincial Park

251 Jeff Skevington, Constance Bay ON **
 175 Paul Pratt, Wheatley ON
 173 Frank Pinilla, Richmond Hill ON **
 160 Hugh Currie, Toronto ON

Barrie Corporate Limits

209 Burke Korol, Sackville NB

Britannia Conservation Area

158 Larry Neily, Lawrencetown NS

Constance Bay

234 Jeff Skevington, Constance Bay ON **

Credit Valley Watershed (CVCA boundaries)

266 Alfred Adamo, Mississauga ON (+5)

Dundas Valley & Dundas Marsh IBA

216 Rob Porter, Hamilton ON ****

Fanshawe Park, London

246 William Lindley, London ON ***
 196 Gordon Payne, London ON

Hamilton Study Area (Checklist Circle)

363 Bob Curry, Hamilton ON (+1)
 359 Rob Dobos, Dundas ON (+2)
 350 Dave Don, Burlington ON (+4)
 344 Alfred Adamo, Mississauga ON (+1)
 337 Glenda Slessor, Hamilton ON
 333 Robert Waldhuber, Hamilton ON ***
 318 Jim Watt, Oakville ON
 315 George Bryant, Toronto ON
 314 Hugh Currie, Toronto ON
 312 Joshua Vandermeulen, Niagara Falls ON (+2)
 262 Rob Porter, Hamilton ON ****
 212 Burke Korol, Sackville NB

Hamilton (City)

345 Bob Curry, Hamilton ON (new)
 344 Rob Dobos, Dundas ON (+3)

Kingston

334 Paul Mackenzie, Kingston ON
 265 Anthony Kaduck, Kingston ON (+3)
 181 Burke Korol, Sackville NB

London - Kilally Meadows ESA

157 Gordon Payne, London ON (new)

London - Wetland behind North London Toyota

165 Sawyer Dawson, London ON (new)

Long Point

340 Ron Ridout, St. Williams ON *⁶
 291 Jeff Skevington, Constance Bay ON **
 266 Hugh Currie, Toronto ON
 256 Gavin Platt, Toronto ON *
 236 William Lindley, London ON ***
 226 Ian Platt, London ON ****
 210 Olivier Barden, Montreal QC **
 204 Burke Korol, Sackville NB
 190 Frank Pinilla, Richmond Hill ON **
 188 Eric Tull, Sidney BC
 183 Richard Cannings, Penticton BC *
 178 Larry Cowan, Pitt Meadows BC *

McMaster Forest

156 Rob Porter, Hamilton ON ****

Moosonee Area

200 Joshua Vandermeulen, Niagara Falls ON
 160 Bob Curry, Hamilton ON

North Bay

277 Richard Tafel, North Bay ON *⁸

LOCAL LIFELISTS

ONTARIO (cont'd)

Northern Ontario (N of 47°)

- 280 Joshua Vandermeulen, Niagara Falls ON
- 222 Hugh Currie, Toronto ON
- 219 Burke Korol, Sackville NB
- 199 Dominic Cormier, Halifax NS

Pelee Island

- 246 Ken Burrell, Kitchener ON ****

Pembroke (CBC Circle)

- 224 Mike MacDonald, Clam Point NS ****

Point Pelee Christmas Bird Count Circle

- 358 Paul Pratt, Wheatley ON (+3)
- 343 Keith Burk, Blenheim ON (+2)
- 327 Todd Pepper, Leamington ON ****
- 311 Joshua Vandermeulen, Niagara Falls ON
- 303 Jim Burk, Blenheim ON
- 302 David Milsom, Peterborough ON
- 299 John Zoch, Harrow ON ***
- 293 Hugh Currie, Toronto ON
- 288 George Bryant, Toronto ON
- 285 Mike Austin, Pearland TX / Leamington ON
- 285 Ian Platt, London ON ****
- 280 William Lindley, London ON ***
- 275 Gavin Platt, Toronto ON *
- 270 Colleen Lindley, London ON ***
- 261 Jo Ann MacKenzie, Surrey BC *****
- 257 Gordon Payne, London ON
- 247 Alfred Adamo, Mississauga ON (+1)
- 244 Frank Pinilla, Richmond Hill ON **
- 232 Eric Tull, Sidney BC
- 227 Burke Korol, Sackville NB
- 220 Jacques Bouvier, St-Isidore ON
- 214 Carter Dorscht, Echo Bay ON *
- 181 Angus MacLean, Coldbrook NS **

Point Pelee National Park (park only)

- 281 David Milsom, Peterborough ON
- 278 Hugh Currie, Toronto ON
- 277 Joshua Vandermeulen, Niagara Falls ON
- 230 Colleen Lindley, London ON ***
- 230 William Lindley, London ON ***
- 229 David Bell, Kelowna BC
- 211 Jacques Bouvier, St-Isidore ON
- 203 Frank Pinilla, Richmond Hill ON **
- 199 Burke Korol, Sackville NB
- 196 Peter Mitchell, Westmount QC
- 177 Carter Dorscht, Echo Bay ON *

Other Locations (cont'd)

Presqu'ile Provincial Park

- 230 Hugh Currie, Toronto ON
- 184 Jo Ann MacKenzie, Surrey BC *****
- 180 Frank Pinilla, Richmond Hill ON **

Ratray Marsh, Mississauga

- 248 Alex Gray, Mississauga ON

Rondeau Christmas Bird Count Circle

- 348 Keith Burk, Blenheim ON (+1)
- 330 Jim Burk, Blenheim ON
- 311 Paul Pratt, Wheatley ON
- 232 Hugh Currie, Toronto ON
- 226 Frank Pinilla, Richmond Hill ON **
- 201 Alfred Adamo, Mississauga ON (+1)
- 181 Burke Korol, Sackville NB

Rondeau Provincial Park

- 294 Keith Burk, Blenheim ON
- 280 Jim Burk, Blenheim ON
- 223 Hugh Currie, Toronto ON
- 195 Frank Pinilla, Richmond Hill ON **
- 167 Burke Korol, Sackville NB
- 161 Jo Ann MacKenzie, Surrey BC *****

Sault Ste. Marie (80 km circle)

- 293 David Bell, Kelowna BC
- 281 Carter Dorscht, Echo Bay ON *

Thickson's Woods

- 185 Frank Pinilla, Richmond Hill ON **

Toronto (Greater Toronto Area)

- (inc. Metro Toronto & RM's of Durham, York, Peel & Halton)
- 358 Alfred Adamo, Mississauga ON (+4)
 - 356 Hugh Currie, Toronto ON (+1)
 - 315 Alex Gray, Mississauga ON
 - 309 Frank Pinilla, Richmond Hill ON **
 - 307 Gavin Platt, Toronto ON *
 - 297 Joshua Vandermeulen, Niagara Falls ON (+2)
 - 254 Burke Korol, Sackville NB

Toronto (50 km radius from the R.O.M.)

- 352 Alfred Adamo, Mississauga ON (+4)
- 350 Hugh Currie, Toronto ON (+1)
- 298 Frank Pinilla, Richmond Hill ON **
- 271 Jo Ann MacKenzie, Surrey BC *****
- 232 Burke Korol, Sackville NB

LOCAL LIFELISTS

ONTARIO (cont'd)

Tommy Thompson Conservation Area

- 272 Alfred Adamo, Mississauga ON
- 271 Gavin Platt, Toronto ON *
- 253 Hugh Currie, Toronto ON
- 184 Frank Pinilla, Richmond Hill ON **

Toronto Islands

- 266 Alfred Adamo, Mississauga ON (+1)
- 250 Gavin Platt, Toronto ON *

Voyageur Provincial Park

- 219 Jacques Bouvier, St-Isidore ON (+11 / 2 yrs)

ONTARIO/QUEBEC

St. Isidore (50 km circle)

- 283 Jacques Bouvier, St-Isidore ON (+2)

QUEBEC

Argenteuil (eBird "County")

- 236 Jacques Bouvier, St-Isidore ON (new)

Gatineau (eBird "County")

- 201 Larry Neily, Lawrencetown NS

Other Locations (cont'd)

Provincial Parks in Ontario

- 271 Burke Korol, Sackville NB
- 261 Frank Pinilla, Richmond Hill ON **

Sewage Lagoons in Ontario

- 251 Joshua Vandermeulen, Niagara Falls ON (+2)
- 214 Jacques Bouvier, St-Isidore ON
- 208 Frank Pinilla, Richmond Hill ON **

Ottawa/Gatineau (OFNC Checklist Circle)

- 330 Richard Killeen, Ottawa ON *
- 324 Michael Tate, Ottawa ON *6
- 314 Paul Lagasi, Ottawa ON (+3)
- 313 Jeff Skevington, Constance Bay ON **
- 304 Larry Neily, Lawrencetown NS
- 303 Roger Foxall, Surrey BC
- 282 Jo Ann MacKenzie, Surrey BC *****

County Equivalents (eBird defined)

Les Collines-de-l'Outaouais (eBird "County")

- 152 Larry Neily, Lawrencetown NS

Other Locations

Bark Lake

- 186 Peter Mitchell, Westmount QC

Cap Tourmente

- 259 Olivier Barden, Montreal QC **

Côte-Nord

- 291 Olivier Barden, Montreal QC **

Ile Perrot

- 240 Peter Mitchell, Westmount QC

Montreal

- 342 Peter Mitchell, Westmount QC
- 341 Mabel McIntosh, Pointe Claire QC ***
- 238 Eric Tull, Sidney BC

Monteregie

- 283 Mark Dennis, Clam Point NS

Outaouais (COO Checklist Area)

- 240 Larry Neily, Lawrencetown NS

Pumpkinseed Bay Beach

- 202 Jacques Bouvier, St-Isidore ON (+1)

Quebec City

- 313 Olivier Barden, Montreal QC **

Quebec City Region (COQ)

- 325 Olivier Barden, Montreal QC **

St-Lazare Sand Pits

- 223 Mark Dennis, Clam Point NS

LOCAL LIFELISTS

NEW BRUNSWICK

Counties

Albert County

200 Eric Tull, Sidney BC

Kent County

197 Eric Tull, Sidney BC

Westmorland County

178 Eric Tull, Sidney BC

151 Larry Neily, Lawrencetown NS

County Combinations

South East (Westmorland, Kent & Albert Co.) (threshold 200)

291 Juliette Pellerin, Boudreau West NB *6

234 Eric Tull, Sidney BC

Other Locations

Acadian Peninsula

324 Rosita Lanteigne, Caraquet NB

318 Benoit Lanteigne, Caraquet NB

315 Jolande St-Pierre, Alderwood NB

299 Denise Godin, Bertrand NB **

297 Michel Chiasson, Caraquet NB

261 Michel Roy, Bertrand NB *****

Fundy National Park

182 Angus MacLean, Coldbrook NS **

Grand Manan Island

233 Juliette Pellerin, Boudreau West NB *6

196 Jolande St-Pierre, Alderwood NB (+5)

195 Angus MacLean, Coldbrook NS **

193 Denise Godin, Bertrand NB **

Kouchibouguac National Park

194 Eric Tull, Sidney BC

157 Jolande St-Pierre, Alderwood NB

156 Michel Chiasson, Caraquet NB

Lamèque Island

219 Jolande St-Pierre, Alderwood NB

189 Michel Chiasson, Caraquet NB

Miscou Island

259 Rosita Lanteigne, Caraquet NB (+1)

258 Jolande St-Pierre, Alderwood NB (+1)

234 Michel Chiasson, Caraquet NB (+1)

217 Denise Godin, Bertrand NB **

212 Michel Roy, Bertrand NB *****

PRINCE EDWARD ISLAND

Counties

Kings County

265 David Seeler, Charlottetown PE

Prince County

216 David Seeler, Charlottetown PE

Queens County

284 David Seeler, Charlottetown PE (+2)

Other Locations

Prince Edward Island National Park

220 David Seeler, Charlottetown PE (+2)

195 Angus MacLean, Coldbrook NS **

LOCAL LIFELISTS

NOVA SCOTIA

Counties

Annapolis County

- 252 Larry Neily, Lawrencetown NS (+4)
- 211 Clarence Stevens, Sr., Dartmouth NS **
- 200 Wayne Neily, Tremont NS
- 179 Angus MacLean, Coldbrook NS **

Antigonish County

- 181 Clarence Stevens, Sr., Dartmouth NS **

Cape Breton County (Regional Municipality)

- 162 Clarence Stevens, Sr., Dartmouth NS **
- 161 Wayne Neily, Tremont NS

Colchester County

- 201 Clarence Stevens, Sr., Dartmouth NS **
- 177 Don MacNeill, Halifax NS

Cumberland County

- 211 Joan (Czapalay) Cormier, Parrsboro NS *
- 208 Clarence Stevens, Sr., Dartmouth NS **
- 184 Don MacNeill, Halifax NS

Digby County

- 236 Larry Neily, Lawrencetown NS
- 236 Clarence Stevens, Sr., Dartmouth NS **
- 235 Don MacNeill, Halifax NS (+1)
- 234 Angus MacLean, Coldbrook NS **
- 230 Wayne Neily, Tremont NS

Guysborough County

- 191 Clarence Stevens, Sr., Dartmouth NS **

Halifax County (Regional Municipality)

- 376 Clarence Stevens, Sr., Dartmouth NS **
- 337 Don MacNeill, Halifax NS
- 304 Dominic Cormier, Halifax NS (+7)
- 226 Angus MacLean, Coldbrook NS **
- 219 Wayne Neily, Tremont NS
- 212 Larry Neily, Lawrencetown NS (+1)

Hants County

- 198 Clarence Stevens, Sr., Dartmouth NS **

Inverness County

- 174 Wayne Neily, Tremont NS

Kings County

- 283 Angus MacLean, Coldbrook NS **
- 280 Richard Stern, Kentville NS *
- 253 Clarence Stevens, Sr., Dartmouth NS **
- 250 Larry Neily, Lawrencetown NS (+3)
- 230 David Bell, Kelowna BC
- 223 Wayne Neily, Tremont NS
- 214 Dominic Cormier, Halifax NS (+2)
- 190 Don MacNeill, Halifax NS

Lunenburg County

- 295 Clarence Stevens, Sr., Dartmouth NS **
- 206 Don MacNeill, Halifax NS (+1)
- 164 Larry Neily, Lawrencetown NS
- 153 Wayne Neily, Tremont NS

Pictou County

- 196 Clarence Stevens, Sr., Dartmouth NS **

Queens County

- 228 Clarence Stevens, Sr., Dartmouth NS **

Richmond County

- 156 Clarence Stevens, Sr., Dartmouth NS **

Shelburne County

- 322 Mark Dennis, Clam Point NS (+6)
- 311 Joan (Czapalay) Cormier, Parrsboro NS *
- 296 Clarence Stevens, Sr., Dartmouth NS **
- 289 Alix d'Entremont, Mid. W. Pubnico NS (+5/2yrs)
- 282 David Bell, Kelowna BC
- 275 Mike MacDonald, Clam Point NS ****
- 261 Sandra Dennis, Clam Point NS **
- 240 Dominic Cormier, Halifax NS
- 218 Don MacNeill, Halifax NS (+1)
- 211 Larry Neily, Lawrencetown NS (+1)
- 200 Angus MacLean, Coldbrook NS **
- 162 Ryan Dudragne, Saskatoon SK **
- 158 Wayne Neily, Tremont NS

Victoria County

- 194 Angus MacLean, Coldbrook NS **
- 193 Wayne Neily, Tremont NS

LOCAL LIFELISTS

NOVA SCOTIA (cont'd)

Counties (cont'd)

Yarmouth County

- 321 Alix d'Entremont, Mid W Pubnico NS (+16/2yrs)
- 302 Mark Dennis, Clam Point NS (+14)
- 285 David Bell, Kelowna BC
- 256 Larry Neily, Lawrencetown NS (+1)
- 247 Clarence Stevens, Sr., Dartmouth NS **

- 238 Sandra Dennis, Clam Point NS **
- 226 Angus MacLean, Coldbrook NS **
- 212 Don MacNeill, Halifax NS
- 209 Mike MacDonald, Clam Point NS ****
- 166 Wayne Neily, Tremont NS

County Combinations

Annapolis Valley (threshold 200) (Kings & Annapolis)

- 291 Angus MacLean, Coldbrook NS **
- 288 Larry Neily, Lawrencetown NS (+3)
- 242 Clarence Stevens, Sr., Dartmouth NS **
- 238 David Bell, Kelowna BC
- 223 Dominic Cormier, Halifax NS (+2)
- 212 Don MacNeill, Halifax NS

Cape Breton Island (threshold 200) (Cape Breton, Inverness, Richmond & Victoria)

- 221 Wayne Neily, Tremont NS
- 205 Angus MacLean, Coldbrook NS **
- 200 Clarence Stevens, Sr., Dartmouth NS **

Central Nova Scotia (threshold 200) (Halifax, Hants, Kings, Lunenburg, Queens & Annapolis)

- 386 Clarence Stevens, Sr., Dartmouth NS **
- 364 Don MacNeill, Halifax NS
- 325 Dominic Cormier, Halifax NS (+7)
- 322 Larry Neily, Lawrencetown NS (+2)
- 270 David Bell, Kelowna BC

Northern Nova Scotia (threshold 200) (Cumberland, Colchester, Pictou, Guysborough & Antigonish)

- 276 Clarence Stevens, Sr., Dartmouth NS **
- 234 Don MacNeill, Halifax NS
- 208 David Bell, Kelowna BC

Southern Nova Scotia (threshold 200) (Shelburne, Digby & Yarmouth)

- 322 David Bell, Kelowna BC
- 322 Clarence Stevens, Sr., Dartmouth NS **
- 298 Larry Neily, Lawrencetown NS (+1)
- 283 Don MacNeill, Halifax NS
- 279 Dominic Cormier, Halifax NS (+2)

Mainland Nova Scotia (threshold 250) (exc. Cape Breton Island)

- 407 Clarence Stevens, Sr., Dartmouth NS **
- 383 Don MacNeill, Halifax NS
- 358 Larry Neily, Lawrencetown NS (+3)
- 355 Dominic Cormier, Halifax NS (+4)
- 342 David Bell, Kelowna BC

All Nova Scotian Counties Added Together (threshold 1500)

- 3899 Clarence Stevens, Sr., Dartmouth NS **
- 2837 Don MacNeill, Halifax NS (+7)
- 2728 Wayne Neily, Tremont NS
- 2622 Dominic Cormier, Halifax NS (+260)
- 2568 David Bell, Kelowna BC
- 2406 Larry Neily, Lawrencetown NS (+42)

Other Locations

Atlantic Bird Observatory

(Bon Portage & Seal Islands combined)

- 304 David Bell, Kelowna BC
- 245 Dominic Cormier, Halifax NS
- 168 Larry Neily, Lawrencetown NS
- 160 Ryan Dudragne, Saskatoon SK **

Baccaro Peninsula

- 259 Clarence Stevens, Sr., Dartmouth NS **

Bon Portage Island

- 272 David Bell, Kelowna BC
- 223 Dominic Cormier, Halifax NS
- 223 Joan (Czapalay) Cormier, Parrsboro NS *
- 160 Ryan Dudragne, Saskatoon SK **

LOCAL LIFELISTS

NOVA SCOTIA (cont'd)

Brier Island

- 261 Richard Stern, Kentville NS *
- 224 Don MacNeill, Halifax NS (+1)
- 223 Angus MacLean, Coldbrook NS **
- 207 Wayne Neily, Tremont NS
- 205 Larry Neily, Lawrencetown NS (+1)
- 189 Clarence Stevens, Sr., Dartmouth NS **

Cape Breton Highlands National Park

- 175 Wayne Neily, Tremont NS

Cape Sable Island

- 307 Mark Dennis, Clam Point NS (+7)
- 267 Mike MacDonald, Clam Point NS ****
- 261 Sandra Dennis, Clam Point NS **
- 249 Clarence Stevens, Sr., Dartmouth NS **
- 247 Joan (Czapalay) Cormier, Parrsboro NS *
- 163 Larry Neily, Lawrencetown NS
- 157 Don MacNeill, Halifax NS

Chebucto Peninsula

- 179 Clarence Stevens, Sr., Dartmouth NS **

Digby Neck & Islands

- 220 Larry Neily, Lawrencetown NS (+1)
- 207 Clarence Stevens, Sr., Dartmouth NS **

Other Locations (cont'd)

Dartmouth City Limits

- 194 Clarence Stevens, Sr., Dartmouth NS **

Eastern Shore

- 268 Don MacNeill, Halifax NS
- 207 Clarence Stevens, Sr., Dartmouth NS **

Hartlen Point

- 250 Clarence Stevens, Sr., Dartmouth NS **
- 187 Don MacNeill, Halifax NS
- 170 Dominic Cormier, Halifax NS (+3)

Petite Riviere

- 161 Clarence Stevens, Sr., Dartmouth NS **

Sable Island NP

- 113 Dominic Cormier, Halifax NS

Seal Island

- 272 David Bell, Kelowna BC
- 200 Angus MacLean, Coldbrook NS **
- 188 Dominic Cormier, Halifax NS
- 178 Don MacNeill, Halifax NS
- 164 Larry Neily, Lawrencetown NS

Seen in every month Nova Scotia

- 64 Larry Neily, Lawrencetown NS (+3)
- 49 Dominic Cormier, Halifax NS (+9)



This Turkey Vulture was taken on May 6, 2022 by Larry Neily in Middleton NS.

LOCAL LIFELISTS

SPECIAL LISTS CANADA-WIDE

Breeding Bird Surveys (all Canada)

- 195 Robert Parsons, Winnipeg MB
- 187 Garry Budyk, Winnipeg MB

Mountain (all Canada)

Above 1500 metres

- 148 Jerry Pilny, Calgary AB *⁸
- 141 Bill Wilson, Calgary AB
- 125 Richard Cannings, Penticton BC *
- 123 David Bell, Kelowna BC
- 106 Wayne Weber, Delta BC †
- 94 Joan McDonald, Calgary AB
- 94 Malcolm McDonald, Calgary AB
- 82 Burke Korol, Sackville NB

Hybrids in Canada

- 27 Danny Tyson, Langley BC *
- 21 David Bell, Kelowna BC (new)

Mountain (all Canada)

Above 2000 metres

- 83 Bill Wilson, Calgary AB

Sewage Lagoons (all Canada)

- 214 Jacques Bouvier, St-Isidore ON
- 195 Larry Neily, Lawrencetown NS (+2)
- 193 Robert Parsons, Winnipeg MB

Seen in every month (all Canada)

- 173 Danny Tyson, Langley BC *
- 140 Eric Tull, Sidney BC
- 126 David Bell, Kelowna BC (+10)
- 94 Bill Wilson, Calgary AB
- 93 Carlo Giovanella, Surrey BC **
- 88 Larry Neily, Lawrencetown NS (+1)
- 76 Dominic Cormier, Halifax NS (+8)
- 74 Clarence Stevens, Sr., Dartmouth NS **
- 70 Robert Parsons, Winnipeg MB (+3)

AMAT LISTS (ALL MONTHS ADDED TOGETHER)

(Monthly Lifelists Combined, i.e. Jan. Lifelist + Feb. Lifelist + ... + Dec. Lifelist for Area)

AMAT BRITISH COLUMBIA

- 3424 Danny Tyson, Langley BC *
- 2522 David Bell, Kelowna BC (+89)
- 2328 Eric Tull, Sidney BC (+26)
- 1184 Larry Neily, Lawrencetown NS

AMAT ALBERTA

- 2408 Bill Wilson, Calgary AB
- 1995 Eric Tull, Sidney BC
- 1954 Bill Wilson, Calgary AB (BIGBY)

AMAT MANITOBA

- 2491 Robert Parsons, Winnipeg MB (+20)

AMAT ONTARIO

- 2224 David Bell, Kelowna BC
- 1761 Larry Neily, Lawrencetown NS

AMAT QUEBEC

- 1070 Larry Neily, Lawrencetown NS

AMAT NOVA SCOTIA

- 2475 Clarence Stevens, Sr., Dartmouth NS **
- 2198 Larry Neily, Lawrencetown NS (+38)
- 2084 Dominic Cormier, Halifax NS (+77)
- 1949 David Bell, Kelowna BC

AMAT CANADA

- 3763 David Bell, Kelowna BC (+62)
- 3705 Eric Tull, Sidney BC (+5)
- 3579 Danny Tyson, Langley BC *
- 3028 Larry Neily, Lawrencetown NS (+18)
- 2940 Bill Wilson, Calgary AB
- 2864 Dominic Cormier, Halifax NS (+42)
- 2678 Robert Parsons, Winnipeg MB (+30)
- 2475 Clarence Stevens, Sr., Dartmouth NS **

LOCAL LIFELISTS

OTHER CANADA RELATED LISTS

AOS Checklist Area 2170 spp. (threshold 1000)

1550 Mike Toochn, Richmond BC (+19)
1512 Roger Foxall, Surrey BC
1460 Brian Stech, Vancouver BC
1442 Dorothy Copp, Vancouver BC
1417 Paul Pratt, Wheatley ON (+9)
1409 Jeff Skevington, Constance Bay ON **
1380 Hugh Currie, Toronto ON
1336 Jo Ann MacKenzie, Surrey BC *****
1328 David Bell, Kelowna BC (+7)
1168 Richard Cannings, Penticton BC *
1156 Christopher Escott, Toronto ON
1145 David Milsom, Peterborough ON
1101 Sharon Toochn, Richmond BC (+17)
1063 Burke Korol, Sackville NB

World - North of Arctic Circle (threshold 90)

177 Alex Gray, Mississauga ON
138 Joan McDonald, Calgary AB
138 Malcolm McDonald, Calgary AB
120 Eric Tull, Sidney BC

Northern North America (threshold 400)

(Canada, Alaska, St. Pierre & Miquelon & Greenland)

576 Mike Toochn, Richmond BC (+1)
522 Eric Tull, Sidney BC
509 David Bell, Kelowna BC (+4)
505 Rolph Davis, King City ON
488 Brooke Clibbon, Sidney BC
491 Joan McDonald, Calgary AB
490 Malcolm McDonald, Calgary AB
482 Larry Neily, Lawrencetown NS (+2)
422 Clarence Stevens, Sr., Dartmouth NS **
418 Robert Parsons, Winnipeg MB

Commonwealth of Nations (threshold 1000)

3067 Eric Tull, Sidney BC (+5)
2739 Brooke Clibbon, Sidney BC (+1)

Holarctic 1990 spp. (threshold 800)

1051 Joan McDonald, Calgary AB (+1)
1051 Malcolm McDonald, Calgary AB (+1)

ABSAT (All Border States Added Together) - the 13 states sharing a border with Canada

AK, WA, ID, MT, ND, MN, MI, OH, PA, NY, VT, NH & ME Total = 5705 (threshold 1000)

1645 Rolph Davis, King City ON
1621 Larry Neily, Lawrencetown NS
1459 Eric Tull, Sidney BC (+2)
1397 Wayne Neily, Tremont NS
1354 Wayne Weber, Delta BC †
1140 Brooke Clibbon, Sidney BC
1059 Martin Bowman, Williamstown ON *
1034 Gillian Horgan, Williamstown ON *

Countries Birded (threshold 40)

86 George Bryant, Toronto ON
68 Eric Tull, Sidney BC
59 Roger Foxall, Surrey BC
53 Rolph Davis, King City ON (+1)
51 Christopher Escott, Toronto ON

(CLC Historic High - Barry Attridge, London ON - 100)

51 Andrew Slater, Calgary AB (+1)
49 Brooke Clibbon, Sidney BC
42 Jo Ann MacKenzie, Surrey BC *****
40 Martin Bowman, Williamstown ON *
40 David Milsom, Peterborough ON

ABA Subareas Birded (threshold 50) (65 in total - 50 states, 10 provinces, 3 territories, DC & St. Pierre et Miquelon)

65 Eric Tull, Sidney BC
63 Rolph Davis, King City ON
60 Larry Neily, Lawrencetown NS

"AND NOW FOR SOMETHING COMPLETELY DIFFERENT" LISTS

Species seen on TV !

2433 Hugh Currie, Toronto ON
876 Michel Chiasson, Caraquet NB (new)
871 Rosita Lanteigne, Caraquet NB (new)

LOCAL LIFELISTS

FOREIGN NATIONAL LIFELISTS

Argentina (threshold 300)

702 Thomas Plath, Richmond BC (new)
657 Mike Toochin, Richmond BC
650 David Bell, Kelowna BC
549 Eric Tull, Sidney BC (new)
530 Brooke Clibbon, Sidney BC (new)
420 Todd Pepper, Leamington ON ****
410 David Milsom, Peterborough ON
338 Brian Stech, Vancouver BC
329 Dorothy Copp, Vancouver BC
326 Jim Watt, Oakville ON

Australia 930 species (threshold 300)

656 Jeff Skevington, Constance Bay ON **
568 Paul Pratt, Wheatley ON
568 Mike Toochin, Richmond BC (+4)
533 Hugh Currie, Toronto ON (+79)
524 Roger Foxall, Surrey BC (+3)
510 Eric Tull, Sidney BC (+2)
505 Brooke Clibbon, Sidney BC (+2)
493 Todd Pepper, Leamington ON ****
458 Rudolf Koes, Winnipeg MB
440 Christopher Escott, Toronto ON (+2)
432 Brian Elder, Calgary AB (new)
413 Mike Mulligan, Calgary AB
412 Burke Korol, Sackville NB
410 David Milsom, Peterborough ON
402 Mike Austin, Pearland TX / Leamington ON (new)
388 Jim Watt, Oakville ON
370 Andrew Slater, Calgary AB
341 Mark Dennis, Clam Point NS
332 Andrew Foxall, Surrey BC
329 Rolph Davis, King City ON
313 Gordon Grief, Winnipeg MB ****

Bahamas (threshold 50)

55 David Milsom, Peterborough ON

Belize (threshold 200)

237 Eric Tull, Sidney BC
228 Burke Korol, Sackville NB
210 Brooke Clibbon, Sidney BC
210 Andrew Slater, Calgary AB

Bhutan (threshold 300)

331 Rolph Davis, King City ON
326 Roger Foxall, Surrey BC (+12)

Bolivia (threshold 350)

484 Brian Stech, Vancouver BC
482 Dorothy Copp, Vancouver BC

Borneo (threshold 250)

330 Joshua Vandermeulen, Niagara Falls ON (+34)
302 Mike Toochin, Richmond BC
280 Rolph Davis, King City ON (+20)

Botswana (threshold 200)

233 Burke Korol, Sackville NB

Brazil (threshold 400)

1321 Rolph Davis, King City ON (+12)
847 Brian Elder, Calgary AB (new)
832 Todd Pepper, Leamington ON ****
780 Roger Foxall, Surrey BC
708 Paul Pratt, Wheatley ON
692 Jeff Skevington, Constance Bay ON **
686 Brian Stech, Vancouver BC
677 Dorothy Copp, Vancouver BC
644 David Milsom, Peterborough ON
633 Jo Ann MacKenzie, Surrey BC *****
594 Mike Toochin, Richmond BC
553 Christopher Escott, Toronto ON
542 Rick Brown, Yarmouth NS
498 Eric Tull, Sidney BC (+1)
467 Jim Watt, Oakville ON

Cambodia (threshold 130)

130 David Milsom, Peterborough ON

Chile (threshold 250)

312 Mike Toochin, Richmond BC (+1)
285 Rolph Davis, King City ON
254 Dorothy Copp, Vancouver BC
253 Brian Stech, Vancouver BC

China (threshold 300)

678 Brian Elder, Calgary AB (new)
417 David Milsom, Peterborough ON

Colombia (threshold 400)

1337 Joshua Vandermeulen, Niagara Falls ON (+302)
1303 David Bell, Kelowna BC (+5)
888 Anthony Kaduck, Kingston ON
729 Dominic Cormier, Halifax NS (+1)
703 Jeff Skevington, Constance Bay ON **
684 Brian Stech, Vancouver BC
676 Dorothy Copp, Vancouver BC
654 Todd Pepper, Leamington ON ****
599 Jim Watt, Oakville ON (+2)
582 Rolph Davis, King City ON (+1)
499 David Milsom, Peterborough ON
470 Larry Cowan, Pitt Meadows BC *
454 Brian Elder, Calgary AB (new)

LOCAL LIFELISTS

FOREIGN NATIONAL LIFELISTS (cont'd)

Costa Rica (threshold 400)

- 804 Mike Mulligan, Calgary AB
- 619 Joshua Vandermeulen, Niagara Falls ON (+149)
- 602 Jeff Skevington, Constance Bay ON **
- 578 Paul Pratt, Wheatley ON
- 517 Todd Pepper, Leamington ON ****
- 477 David Bell, Kelowna BC
- 467 Mark Dennis, Clam Point NS
- 461 Jim Watt, Oakville ON (+1)
- 449 Sandra Dennis, Clam Point NS **
- 438 Ian Platt, London ON ****
- 437 Brian Stech, Vancouver BC
- 433 Wayne Weber, Delta BC †
- 432 Dorothy Copp, Vancouver BC
- 432 Roger Foxall, Surrey BC (+4)

Cuba (threshold 120)

- 187 Joshua Vandermeulen, Niagara Falls ON
- 179 Christopher Escott, Toronto ON
- 175 Don MacNeill, Halifax NS
- 166 Mark Dennis, Clam Point NS
- 165 Paul Pratt, Wheatley ON (new)
- 159 Todd Pepper, Leamington ON ****
- 157 Mike Toochin, Richmond BC
- 155 Rolph Davis, King City ON
- 144 Anthony Kaduck, Kingston ON
- 134 Brian Stech, Vancouver BC
- 127 Dorothy Copp, Vancouver BC

Dominican Republic 318 species (threshold 100)

- 123 Burke Korol, Sackville NB
- 122 Christopher Escott, Toronto ON
- 110 Todd Pepper, Leamington ON ****

Ethiopia (threshold 400)

- 555 Jim Watt, Oakville ON
- 484 Thomas Plath, Richmond BC (new)
- 476 Roger Foxall, Surrey BC (+3)
- 466 Rolph Davis, King City ON
- 465 Brian Elder, Calgary AB (new)
- 432 David Milsom, Peterborough ON

Falklands Island (threshold 50)

- 60 Anthony Kaduck, Kingston ON (new)

Indonesia (threshold 300)

- 468 Christopher Escott, Toronto ON (+83)

Israel (threshold 200)

- 359 Mike Toochin, Richmond BC (+1)
- 357 Sharon Toochin, Richmond BC (+1)
- 260 Christopher Escott, Toronto ON
- 203 Todd Pepper, Leamington ON ****

Ecuador (threshold 400)

- 1088 Mike Toochin, Richmond BC
- 959 Paul Pratt, Wheatley ON (+1)
- 946 Roger Foxall, Surrey BC (+1)
- 933 Joshua Vandermeulen, Niagara Falls ON (+3)
- 887 David Bell, Kelowna BC (+2)
- 807 Mike Austin, Pearland TX / Leamington ON (new)
- 806 Brian Stech, Vancouver BC
- 784 Dorothy Copp, Vancouver BC
- 688 Eric Tull, Sidney BC (+1)
- 679 Jim Watt, Oakville ON
- 673 Brooke Clibbon, Sidney BC (+1)
- 660 Todd Pepper, Leamington ON ****
- 640 Jo Ann MacKenzie, Surrey BC *****
- 634 Mark Dennis, Clam Point NS
- 595 Dominic Cormier, Halifax NS (+2)
- 585 Burke Korol, Sackville NB
- 549 Rolph Davis, King City ON
- 472 Rick Brown, Yarmouth NS
- 411 Anthony Kaduck, Kingston ON (new)

Ghana 776 species (threshold 250)

- 423 Jim Watt, Oakville ON (+2)
- 406 Brian Elder, Calgary AB (new)
- 394 Thomas Plath, Richmond BC (new)
- 380 Todd Pepper, Leamington ON ****

Guatemala (threshold 250)

- 356 Joshua Vandermeulen, Niagara Falls ON
- 304 Roger Foxall, Surrey BC

Guyana (threshold 200)

- 381 Rudolf Koes, Winnipeg MB
- 309 Brian Stech, Vancouver BC
- 300 Joshua Vandermeulen, Niagara Falls ON
- 223 Dorothy Copp, Vancouver BC
- 218 Todd Pepper, Leamington ON ****
- 202 Christopher Escott, Toronto ON

Honduras (threshold 250)

- 257 Wayne Weber, Delta BC †

India (threshold 400)

- 793 Rudolf Koes, Winnipeg MB
- 552 Rolph Davis, King City ON
- 497 Thomas Plath, Richmond BC (new)
- 479 Jim Watt, Oakville ON
- 475 Martin Bowman, Williamstown ON *
- 471 Brian Elder, Calgary AB (new)
- 470 Gillian Horgan, Williamstown ON *
- 440 Brooke Clibbon, Sidney BC
- 437 Eric Tull, Sidney BC
- 408 Roger Foxall, Surrey BC

LOCAL LIFELISTS

FOREIGN NATIONAL LIFELISTS (cont'd)

Kenya (threshold 400)

688 Martin Bowman, Williamstown ON *
685 Gillian Horgan, Williamstown ON *
627 Todd Pepper, Leamington ON ****
594 Eric Tull, Sidney BC
576 Brooke Clibbon, Sidney BC
560 Rolph Davis, King City ON
527 Thomas Plath, Richmond BC (new)

Madagascar (threshold 120)

183 Jim Watt, Oakville ON
179 Roger Foxall, Surrey BC
167 Todd Pepper, Leamington ON ****
166 Brian Elder, Calgary AB (new)
157 Eric Tull, Sidney BC
148 Brooke Clibbon, Sidney BC

Malaysia (threshold 250)

449 Joshua Vandermeulen, Niagara Falls ON (new)
435 Mike Toochin, Richmond BC (+7)
371 Jim Watt, Oakville ON (+112)
292 Eric Tull, Sidney BC (+1)

Mexico (threshold 400)

903 Mike Mulligan, Calgary AB
826 Brian Stech, Vancouver BC
821 Dorothy Copp, Vancouver BC
653 Todd Pepper, Leamington ON ****
641 Paul Pratt, Wheatley ON
583 George Bryant, Toronto ON
568 Mike Toochin, Richmond BC
563 Olivier Barden, Montreal QC **
527 Joshua Vandermeulen, Niagara Falls ON
519 David Milsom, Peterborough ON
488 Hugh Currie, Toronto ON
480 Roger Foxall, Surrey BC (+29)
451 Rolph Davis, King City ON (+10)

Morocco (threshold 180)

181 Anthony Kaduck, Kingston ON

Namibia (threshold 300)

355 Thomas Plath, Richmond BC (new)
330 Eric Tull, Sidney BC
321 Brooke Clibbon, Sidney BC

Netherlands, The (threshold 180)

275 Rudolf Koes, Winnipeg MB

New Zealand (threshold 120)

214 Russell Cannings, NZ, ex Burnaby BC *7
146 Mike Toochin, Richmond BC
139 Eric Tull, Sidney BC
138 Rolph Davis, King City ON
135 Brooke Clibbon, Sidney BC
132 Todd Pepper, Leamington ON ****

Norway (threshold 180)

187 Ray Woods, Calgary AB

Oman (threshold 150)

174 David Milsom, Peterborough ON

Panama (threshold 400)

752 Mike Mulligan, Calgary AB
702 Joshua Vandermeulen, Niagara Falls ON (+1)
626 David Bell, Kelowna BC (+1)
597 Jeff Skevington, Constance Bay ON **
585 Thomas Plath, Richmond BC (new)
508 Mike Toochin, Richmond BC
490 Rick Brown, Yarmouth NS
472 Rolph Davis, King City ON (+2)
455 Dorothy Copp, Vancouver BC
453 Brian Stech, Vancouver BC
452 Todd Pepper, Leamington ON ****

Papua New Guinea (threshold 200)

302 Jim Watt, Oakville ON (+2)
293 Todd Pepper, Leamington ON ****
265 Roger Foxall, Surrey BC (+2)
204 David Milsom, Peterborough ON

Paraguay (threshold 200)

297 Christopher Escott, Toronto ON

Peru (threshold 400)

1227 Thomas Plath, Richmond BC (new)
1010 Jim Watt, Oakville ON (+281)
980 Joshua Vandermeulen, Niagara Falls ON (new)
819 Mike Austin, Pearland TX / Leamington ON (new)
633 Anthony Kaduck, Kingston ON (new)
622 Jeff Skevington, Constance Bay ON **
606 Dorothy Copp, Vancouver BC
578 David Milsom, Peterborough ON
479 Brian Stech, Vancouver BC
430 Larry Cowan, Pitt Meadows BC *

LOCAL LIFELISTS

FOREIGN NATIONAL LIFELISTS (cont'd)

Philippines 692 species (threshold 250)

- 349 Mike Toochin, Richmond BC
- 303 Todd Pepper, Leamington ON ****
- 298 Jim Watt, Oakville ON
- 254 Rolph Davis, King City ON

Qatar (threshold 150)

- 229 Eric Tull, Sidney BC
- 204 Brooke Clibbon, Sidney BC

Senegal (threshold 200)

- 240 Eric Tull, Sidney BC (+1)
- 236 David Bell, Kelowna BC (new)
- 223 Brooke Clibbon, Sidney BC (+1)

Seychelles (threshold 40)

- 49 David Milsom, Peterborough ON
- 48 Eric Tull, Sidney BC
- 42 Brooke Clibbon, Sidney BC

Singapore (threshold 80)

- 91 Joshua Vandermeulen, Niagara Falls ON (new)

South Africa (threshold 300)

- 556 Burke Korol, Sackville NB
- 556 Paul Pratt, Wheatley ON
- 534 Todd Pepper, Leamington ON ****
- 517 Rudolf Koes, Winnipeg MB
- 479 Thomas Plath, Richmond BC (new)
- 474 Mike Austin, Pearland TX / Leamington ON (new)
- 461 Roger Foxall, Surrey BC
- 437 Rolph Davis, King City ON
- 405 Brian Elder, Calgary AB (new)
- 400 David Milsom, Peterborough ON
- 370 Mike Toochin, Richmond BC
- 362 Eric Tull, Sidney BC
- 354 Brooke Clibbon, Sidney BC

Sri Lanka (threshold 200)

- 304 Todd Pepper, Leamington ON ****
- 239 Eric Tull, Sidney BC
- 238 Brooke Clibbon, Sidney BC
- 225 Rolph Davis, King City ON
- 213 Jim Watt, Oakville ON
- 212 David Milsom, Peterborough ON

Surinam (threshold 250)

- 267 Eric Tull, Sidney BC

Taiwan (threshold 180)

- 327 Jo Ann MacKenzie, Surrey BC *****
- 184 David Milsom, Peterborough ON

Tanzania (threshold 400)

- 617 Mike Toochin, Richmond BC

Thailand (threshold 350)

- 544 Joshua Vandermeulen, Niagara Falls ON (new)
- 529 Jim Watt, Oakville ON
- 480 Mike Toochin, Richmond BC (+5)
- 398 Rudolf Koes, Winnipeg MB
- 359 Roger Foxall, Surrey BC (+1)
- 350 David Milsom, Peterborough ON

Trinidad & Tobago 491 species (threshold 120)

- 228 Mike Toochin, Richmond BC (+1)
- 215 Eric Tull, Sidney BC
- 192 Andrew Slater, Calgary AB
- 175 Wayne Weber, Delta BC †
- 166 Brooke Clibbon, Sidney BC
- 163 Dominic Cormier, Halifax NS
- 152 Todd Pepper, Leamington ON ****
- 133 Jim Watt, Oakville ON

Uganda (threshold 350)

- 557 David Milsom, Peterborough ON
- 498 Todd Pepper, Leamington ON ****
- 445 Thomas Plath, Richmond BC (new)
- 368 Roger Foxall, Surrey BC
- 348 Andrew Foxall, Surrey BC

United Arab Emirates (threshold 140)

- 141 Brian Elder, Calgary AB (new)

United Kingdom (threshold 190)

- 268 Anthony Kaduck, Kingston ON
- 226 Roger Foxall, Surrey BC (new)
- 223 Andrew Slater, Calgary AB
- 199 David Milsom, Peterborough ON
- 199 Eric Tull, Sidney BC

USA - Continental (threshold 500)

- 763 Mike Toochin, Richmond BC (new)
- 650 Larry Neily, Lawrencetown NS (new)

LOCAL LIFELISTS

FOREIGN NATIONAL LIFELISTS (cont'd)

USA - Lower 48 (threshold 500)

786 Mike Austin, Pearland TX / Leamington ON (+16/2yrs)
 721 Mike Mulligan, Calgary AB
 694 Wayne Weber, Delta BC †
 688 Roger Foxall, Surrey BC
 674 David Milsom, Peterborough ON
 664 Mike Toochin, Richmond BC (+3)
 659 Todd Pepper, Leamington ON ****
 650 Larry Neily, Lawrencetown NS
 649 Dorothy Copp, Vancouver BC
 647 Robert Parsons, Winnipeg MB
 646 Brian Stech, Vancouver BC
 642 Paul Lagasi, Ottawa ON
 635 Christopher Escott, Toronto ON
 634 Eric Tull, Sidney BC
 634 Jeff Skevington, Constance Bay ON **
 598 Rudolf Koes, Winnipeg MB (+2)
 593 Martin Bowman, Williamstown ON *
 588 David Bell, Kelowna BC (+3)
 580 Brooke Clibbon, Sidney BC (+1)
 580 Gordon Payne, London ON (+1)
 578 Hugh Currie, Toronto ON
 555 Mark Dennis, Clam Point NS
 554 Olivier Barden, Montreal QC **
 551 Richard Cannings, Penticton BC *
 536 Burke Korol, Sackville NB
 524 Dominic Cormier, Halifax NS (+1)
 512 Ray Woods, Calgary AB
 510 Andrew Slater, Calgary AB (+1)
 500 Gordon Grief, Winnipeg MB ****

Venezuela (threshold 350)

680 Paul Pratt, Wheatley ON
 614 Todd Pepper, Leamington ON ****
 570 Brian Elder, Calgary AB (new)
 557 Roger Foxall, Surrey BC (+3)
 548 Jim Watt, Oakville ON
 388 David Milsom, Peterborough ON

Vietnam (threshold 300)

475 David Milsom, Peterborough ON

USA (threshold 500)

888 Mike Austin, Pearland TX / Leamington ON (+10/2yrs)
 817 Mike Toochin, Richmond BC
 778 Roger Foxall, Surrey BC
 771 Mike Mulligan, Calgary AB
 727 Paul Pratt, Wheatley ON
 724 Wayne Weber, Delta BC †
 714 Eric Tull, Sidney BC
 707 Jeff Skevington, Constance Bay ON **
 706 Hugh Currie, Toronto ON
 705 Paul Lagasi, Ottawa ON
 705 Todd Pepper, Leamington ON ****
 704 Dorothy Copp, Vancouver BC
 701 Brian Stech, Vancouver BC
 700 David Milsom, Peterborough ON
 689 Christopher Escott, Toronto ON (+4)
 684 Rolph Davis, King City ON (+3)
 682 Gordon Payne, London ON (+1)
 657 Brooke Clibbon, Sidney BC (+1)
 651 Robert Parsons, Winnipeg MB
 650 Larry Neily, Lawrencetown NS
 641 Ian Platt, London ON ****
 637 Joan McDonald, Calgary AB (+1)
 637 Malcolm McDonald, Calgary AB (+1)
 634 Martin Bowman, Williamstown ON *
 588 David Bell, Kelowna BC (+3)
 555 Gordon Grief, Winnipeg MB ****
 551 Richard Cannings, Penticton BC *
 547 Wayne Neily, Tremont NS
 542 Burke Korol, Sackville NB
 524 Dominic Cormier, Halifax NS (+1)
 510 Andrew Slater, Calgary AB (+1)

Western Samoa 74 species (threshold 35)

44 Todd Pepper, Leamington ON ****

Zambia (threshold 350)

461 Andrew Slater, Calgary AB (+1)

LOCAL LIFELISTS

HEMISPHERE LIFELISTS

Eastern Hemisphere (threshold 1000)

2787 Eric Tull, Sidney BC (+9)
2614 Jeff Skevington, Constance Bay ON **
2521 Brooke Clibbon, Sidney BC (+7)
1828 Christopher Escott, Toronto ON (+83)
1536 Burke Korol, Sackville NB
1163 Andrew Slater, Calgary AB (+3)

Northern Hemisphere (threshold 1000)


3045 Eric Tull, Sidney BC (+10)
2375 David Bell, Kelowna BC (+216)
1560 Burke Korol, Sackville NB
1010 Larry Neily, Lawrencetown NS (+1)

Southern Hemisphere (threshold 1000)

2727 Eric Tull, Sidney BC (+167)
1904 Burke Korol, Sackville NB
1542 David Bell, Kelowna BC (+4)

Western Hemisphere (threshold 1000)

3065 Joshua Vandermeulen, Niagara Falls ON (+500)
3011 Jeff Skevington, Constance Bay ON **
2858 David Bell, Kelowna BC (+20)
2662 Paul Pratt, Wheatley ON (new)
2392 Eric Tull, Sidney BC (+157)
2101 Brooke Clibbon, Sidney BC (+185)
1799 Christopher Escott, Toronto ON (+2)
1705 Burke Korol, Sackville NB
1558 Larry Cowan, Pitt Meadows BC *
1174 Andrew Slater, Calgary AB (+2)



Gerry Fox sent along this Red-naped Sapsucker photo taken on June 7, 2022 at Hillcrest Mines, AB.

LOCAL LIFELISTS

INTERNATIONAL GEOGRAPHIC AREA LIFELISTS (Foreign)

Palearctic (threshold 400)

(CLC Historic High - David Stirling, Victoria BC - 634)
464 Mike Tootchin, Richmond BC

Western Palearctic 923 spp. (threshold 300)

596 Mark Dennis, Clam Point NS
525 Sandra Dennis, Clam Point NS **
464 Joan McDonald, Calgary AB
462 Malcolm McDonald, Calgary AB
408 Mike Newey, South Surrey BC
400 Mike Tootchin, Richmond BC
390 Christopher Escott, Toronto ON
387 Anthony Kaduck, Kingston ON
359 Roger Foxall, Surrey BC
333 Martin Bowman, Williamstown ON *
319 Gillian Horgan, Williamstown ON *

Middle East (threshold 200)

359 Mike Tootchin, Richmond BC (+1)
357 Sharon Tootchin, Richmond BC (+1)
313 Mike Newey, South Surrey BC
296 Eric Tull, Sidney BC
262 Brooke Clibbon, Sidney BC (+1)

West Indies (threshold 150)

303 Dorothy Copp, Vancouver BC
303 Brian Stech, Vancouver BC
292 Todd Pepper, Leamington ON ****
283 Hugh Currie, Toronto ON
277 Mike Tootchin, Richmond BC (+24)
240 Christopher Escott, Toronto ON (+1)
224 Rolph Davis, King City ON
221 Roger Foxall, Surrey BC
212 Burke Korol, Sackville NB

Europe (threshold 200)

526 Mark Dennis, Clam Point NS
393 Rudolf Koes, Winnipeg MB
383 Jeff Skevington, Constance Bay ON **
362 Roger Foxall, Surrey BC
356 Malcolm McDonald, Calgary AB
355 Joan McDonald, Calgary AB
333 Martin Bowman, Williamstown ON *
319 Gillian Horgan, Williamstown ON *
318 Eric Tull, Sidney BC
293 Brooke Clibbon, Sidney BC
292 Ian Platt, London ON ****
282 David Milsom, Peterborough ON
282 Jim Watt, Oakville ON (new)
263 Andrew Slater, Calgary AB
252 Christopher Escott, Toronto ON (+2)
207 Don MacNeill, Halifax NS (new)

Central America (threshold 500)

1102 Mike Mulligan, Calgary AB
941 Joshua Vandermeulen, Niagara Falls ON (+32)
865 Jeff Skevington, Constance Bay ON **
832 David Bell, Kelowna BC (+2)
717 Todd Pepper, Leamington ON ****
701 Roger Foxall, Surrey BC (+2)
674 Olivier Barden, Montreal QC **
656 Brian Stech, Vancouver BC
655 Dorothy Copp, Vancouver BC
629 Mark Dennis, Clam Point NS
539 Mike Tootchin, Richmond BC
531 Hugh Currie, Toronto ON

Indian Subcontinent (India & Sri Lanka) (thr. 400)

831 Rudolf Koes, Winnipeg MB
607 Rolph Davis, King City ON
533 Eric Tull, Sidney BC
532 Brooke Clibbon, Sidney BC



Garry Budyk caught these three Terns together - Common, Caspian, & Forster's
on May 14, 2022 at the North, West and East Shoal Lakes IBA, Manitoba.

LOCAL LIFELISTS

MAJOR WORLD REGIONS (ABA defined continental and oceanic regions)

The American Birding Association (ABA) divides the entire world into nine Listing Regions, as shown on the ABA Listing Regions Map (<http://listing.aba.org/descriptions/>), and as supplemented by the specific descriptions below it. In the event of apparent conflict with the Map, the descriptions are controlling. Each of the five continental Listing Regions includes: (a) all interior seas; (b) "related" islands which lie generally within 200 nautical miles of the continent, as listed below in each continental description; and (c) a "pelagic belt," extending seaward 200 nautical miles from the coastline and/or from related islands, or half the distance to another continent (or to islands in an ocean Region) if closer. Ocean regions include ocean and islands more than 200 nautical miles from a continent. The South Polar Region, though involving a continent, is treated differently. It includes all land and ocean south of 52 degrees south latitude in the Atlantic and Indian Oceans, and south of 56 degrees south latitude in the Pacific Ocean. Where 56S in the Pacific reaches the 200-nautical-mile pelagic belt of South America, the boundary follows the edge of the pelagic belt around the tip of South America and northward in the Atlantic Ocean to 54S, thence eastward to 50 degrees west longitude, thence northward to 52 degrees south latitude, thence eastward to 147 degrees east longitude (the boundary of the Pacific Ocean Region), thence southward to 56S. This boundary approximates the Antarctic Convergence. The South Polar Region includes Shag Rocks, South Georgia, Bouvet (near 5E), and the Heard Island group. Excluded are the Falkland Islands, Kerguelen, and Macquarie Island.

OCEAN REGIONS (ABA defined)

Indian Ocean (threshold 80)

188	Eric Tull, Sidney BC	175	Martin Bowman, Williamstown ON *
180	Roger Foxall, Surrey BC	175	Brooke Clibbon, Sidney BC
178	Hugh Currie, Toronto ON (+1)	175	Gillian Horgan, Williamstown ON *
176	Jeff Skevington, Constance Bay ON **	167	Todd Pepper, Leamington ON ****

Atlantic/Arctic Ocean (threshold 50)

73	Eric Tull, Sidney BC	53	Burke Korol, Sackville NB
70	Hugh Currie, Toronto ON		

Pacific Ocean (threshold 150)

344	Jeff Skevington, Constance Bay ON **	241	Todd Pepper, Leamington ON ****
317	Mike Toochn, Richmond BC	205	Christopher Escott, Toronto ON
278	Eric Tull, Sidney BC	163	Roger Foxall, Surrey BC
264	Brooke Clibbon, Sidney BC		

SOUTH POLAR REGION (ABA defined)

South Polar (Antarctica) (threshold 20)

36	Roger Foxall, Surrey BC	32	Rudolf Koes, Winnipeg MB
36	Anthony Kaduck, Kingston ON (new)	32	Burke Korol, Sackville NB
35	David Milsom, Peterborough ON	31	Andrew Foxall, Surrey BC
33	Brooke Clibbon, Sidney BC	24	Jeff Skevington, Constance Bay ON **
33	Eric Tull, Sidney BC		

LOCAL LIFELISTS

MAJOR WORLD REGIONS (cont'd) (ABA defined continental and oceanic regions)

CONTINENTAL (the ABA defined areas)

(see North America on a previous page)

Africa (threshold 500)

(CLC Historic High - Martin Edwards, Kingston - 1769)

1404 Thomas Plath, Richmond BC (new)
 1387 Hugh Currie, Toronto ON (+11)
 1224 Todd Pepper, Leamington ON ****
 1119 Roger Foxall, Surrey BC (+11)
 999 Jim Watt, Oakville ON
 997 Eric Tull, Sidney BC
 977 Brooke Clibbon, Sidney BC
 937 Rolph Davis, King City ON (+1)
 903 Rick Brown, Yarmouth NS
 870 Martin Bowman, Williamstown ON *

834 Mike Mulligan, Calgary AB
 833 Jeff Skevington, Constance Bay ON **
 797 Rudolf Koes, Winnipeg MB
 796 Mike Toochin, Richmond BC
 780 Gillian Horgan, Williamstown ON *
 775 Burke Korol, Sackville NB
 770 Sharon Toochin, Richmond BC
 638 Andrew Foxall, Surrey BC
 551 Andrew Slater, Calgary AB (+1)

Asia (threshold 500)

1560 Todd Pepper, Leamington ON ****
 1330 Mike Toochin, Richmond BC
 1265 Roger Foxall, Surrey BC (+25)
 1257 Jim Watt, Oakville ON
 1203 Eric Tull, Sidney BC (+7)
 1111 Rolph Davis, King City ON
 1105 Rudolf Koes, Winnipeg MB

1097 Christopher Escott, Toronto ON (+83)
 1014 David Milsom, Peterborough ON
 970 Brooke Clibbon, Sidney BC (+5)
 783 Jeff Skevington, Constance Bay ON **
 600 Martin Bowman, Williamstown ON *
 592 Gillian Horgan, Williamstown ON *

Australasia (threshold 400)

(CLC Historic High - Martin Edwards, Kingston - 998)

824 Roger Foxall, Surrey BC (+10)
 787 Jeff Skevington, Constance Bay ON **
 694 Todd Pepper, Leamington ON ****
 612 Jim Watt, Oakville ON
 573 David Milsom, Peterborough ON
 561 Mike Toochin, Richmond BC

529 Hugh Currie, Toronto ON
 510 Eric Tull, Sidney BC (+2)
 505 Brooke Clibbon, Sidney BC (+2)
 438 Christopher Escott, Toronto ON
 412 Burke Korol, Sackville NB

Eurasia (threshold 500)

(CLC Historic High - Martin Edwards, Kingston - 2237)

1635 Todd Pepper, Leamington ON ****
 1467 Roger Foxall, Surrey BC (+31)
 1395 Jim Watt, Oakville ON (+17)
 1378 Mike Toochin, Richmond BC (+15)
 1304 Eric Tull, Sidney BC (+7)
 1271 Rolph Davis, King City ON (+21)
 1250 Rudolf Koes, Winnipeg MB
 1224 Hugh Currie, Toronto ON

1175 Christopher Escott, Toronto ON (+84)
 1161 David Milsom, Peterborough ON
 1059 Brooke Clibbon, Sidney BC (+5)
 955 Jeff Skevington, Constance Bay ON **
 898 Mark Dennis, Clam Point NS
 836 Sandra Dennis, Clam Point NS **
 787 Martin Bowman, Williamstown ON *
 763 Gillian Horgan, Williamstown ON *

LOCAL LIFELISTS

MAJOR WORLD REGIONS (cont'd) (ABA defined continental and oceanic regions)

CONTINENTAL (the ABA defined areas)

(see North America on a previous page)

South America (threshold 500)

2152 Joshua Vandermeulen, Niagara Falls ON (+501)
2132 Brian Stech, Vancouver BC
2124 Rolph Davis, King City ON (+14)
2117 Jim Watt, Oakville ON (+127)
2112 Dorothy Copp, Vancouver BC
2068 Jeff Skevington, Constance Bay ON **
2057 Todd Pepper, Leamington ON ****
2037 David Bell, Kelowna BC (+11)
1940 Mike Toochnin, Richmond BC (+9)
1846 Mike Austin, Pearland TX / Leamington ON (+237/2 yrs)
1766 Roger Foxall, Surrey BC (+179)
1758 Hugh Currie, Toronto ON
1754 Olivier Barden, Montreal QC **

(CLC Historic High - Martin Edwards, Kingston - 2605)

1740 Thomas Plath, Richmond BC (new)
1663 Paul Pratt, Wheatley ON (+5)
1498 Eric Tull, Sidney BC (+170)
1238 Brooke Clibbon, Sidney BC (+197)
1094 Mike Mulligan, Calgary AB
953 Rudolf Koes, Winnipeg MB
928 Larry Cowan, Pitt Meadows BC *
886 Mark Dennis, Clam Point NS
877 Sandra Dennis, Clam Point NS **
798 Christopher Escott, Toronto ON
763 Burke Korol, Sackville NB
520 Andrew Foxall, Surrey BC

ACOAT (All 9 Major World Regions Added Together - 5 continental, 3 oceanic and the South Polar Regions)

6111 Rolph Davis, King City ON
5965 Eric Tull, Sidney BC (+180)

5310 Brooke Clibbon, Sidney BC (+204)
4115 Christopher Escott, Toronto ON (+86)

eBird Checklist Streak (threshold 365)

4019 David Bell, Kelowna BC (+365)
1398 Larry Neily, Lawrencetown NS
1100 Jeff Skevington, Constance Bay ON **

to Dec. 31, 2022
to Oct. 29, 2022
to Dec. 31, 2020



On Oct. 23, 2022, Liam Ragan got this shot of a Short-tailed Shearwater near Race Rocks in the Salish Sea, BC.

LOCAL LIFELISTS

YARD LISTS

207	Mark Dennis	Clam Point NS (+7)
188	Rudolf Koes	Winnipeg MB
179	Rob Parsons	Winnipeg MB
167	Mike McGrenere	Victoria, BC (new)
165	Rob Dobos	Dundas, ON (+2)
165	David Milsom	Peterborough ON (+3)
154	Carter Dorscht	Echo Bay ON *
156	Garry Budyk	Winnipeg MB (+3)
154	Gordon Payne	Tobermory ON (+1)
154	Jim Watt	Oakville ON (+5)
143	Andrew Slater	Calgary AB
135	Daniel Sawatzky	Regina SK
128	Mike Austin	Leamington ON (new)
121	Alfred Adamo	Mississauga ON (+13)
118	Danny Tyson	Langley BC *
109	Richard Stern	Kentville NS *
101	Jolande St-Pierre	Alderwood NB
76	Liam Ragan	Victoria BC (+7)
71	Larry Neily	Lawrencetown NS (+4)

5 MILE YARD LISTS (Species seen within 5 miles of your home.)
(see <https://www.facebook.com/groups/5MRBirding>)

296	Gavin Platt	Toronto ON *
250	Rob Parsons	Winnipeg MB
245	Bill Wilson	Calgary AB
227	Carter Dorscht	Echo Bay ON *
213	Burke Korol	Barrie ON
212	David Milsom	Peterborough ON (new)
137	Larry Neily	Lawrencetown NS (+2)



Gerry Fox photographed this Burrowing Owl on June 27, 2022 at Manyberries, Alberta.

LOCAL YEAR LISTS

This issue continues to see many former year-listers fail to report any year lists. The same seems to be true of winter lists. Hopefully, some of you will notice and submit more of these. And, as I have repeated many times now, a goodly number of our older year lists have no year associated with them. They look and are incomplete, so please fill in those missing years!

Ontario led the way in enthusiasm in 2022 with 7 qualifying lists. BC & NS were 2nd with 4 each, followed by MB with 3, & AB and NB 2. The highest 2022 local year list was the 264 species from Melissa Hafting for the Vancouver Checklist Area, BC, followed by 258 from Roger Foxall. The Vancouver Checklist Area had the most qualifying lists with 3. New CLC contributor highs for Local Year List areas were registered by Garry Budyk (131 for the Breeding Bird Surveys (all Manitoba), Paul Mackenzie (208 in the Frontenac (County)), and Gordon Payne (231 in Middlesex County). One new category this year: Medicine Hat "County" (eBird division) where David Bell had 216. Thresholds for Local Year Lists are 120 for most areas, 80 for some northern or hard to reach areas, and as marked for other areas. All Local Year Lists from 2022 are boldfaced.

BRITISH COLUMBIA

County Equivalents (eBird defined)

Metro Vancouver District (eBird "county")

273	2021	Melissa Hafting, Vancouver BC	222	2021	Danny Tyson, Langley BC
255	2017	Carlo Giovanella, Surrey BC	192	2018	Jock McCracken, Vancouver BC
254	2022	Roger Foxall, Surrey BC			

Other Locations

Creston Valley

174 Burke Korol, Sackville NB

Okanagan Valley

257 2021 David Bell, Kelowna BC
 225 1996 Burke Korol, Sackville NB

Pitt Meadows

150 2012 Larry Cowan, Pitt Meadows BC

Vancouver Checklist Area

274 2021 Mike Toochin, Richmond BC
 273 2021 Melissa Hafting, Vancouver BC
 264 2021 Roger Foxall, Surrey BC
264 2022 Melissa Hafting, Vancouver BC
 260 2015 Ilya Povalyaev, Vancouver BC
258 2022 Roger Foxall, Surrey BC
 255 2017 Carlo Giovanella, Surrey BC
 248 2020 Wayne Weber, Delta BC
245 2022 Mike Toochin, Richmond BC
 244 John Luce, Surrey BC
 239 Danny Tyson, Langley BC
 233 Jo Ann MacKenzie, Surrey BC
 216 1996 Larry Cowan, Pitt Meadows BC
 195 Rick Tyson, Surrey BC
 125 1998 Burke Korol, Sackville NB

Vancouver Island

253 2018 David Bell, Kelowna BC
 197 2017 Eric Tull, Sidney BC
 152 2000 Bill Wilson, Calgary AB

Victoria

246 2011 Jeremy Kimm, Victoria BC
 243 2018 David Bell, Kelowna BC
 189 2021 Eric Tull, Sidney BC
 138 2000 Bill Wilson, Calgary AB

West Kootenays

203 1998 Burke Korol, Barrie ON

White Rock

182 Jo Ann MacKenzie, Surrey BC

BC & Alaska (threshold 300)

390 2000 Mike Toochin, Richmond BC

LOCAL YEAR LISTS

ALBERTA

Calgary Region (80 km circle)

263 2016 Bill Wilson, Calgary AB
259 2020 Bill Wilson, Calgary AB (BIGBY)
257 2015 Ray Woods, Calgary AB
229 2005 Joan McDonald, Calgary AB
229 2005 Malcolm McDonald, Calgary AB
205 2022 Bill Wilson, Calgary AB
205 2022 Bill Wilson, Calgary AB (BIGBY)
185 2006 Eric Tull, Sidney BC

Calgary City Limits

237 2020 Bill Wilson, Calgary AB (BIGBY)

Edmonton (ebird "county")

200 2020 Steve Knight, St. Albert AB

Edmonton

187 1977 Eric Tull, Sidney BC

Kananaskis Country

137 2004 Bill Wilson, Calgary AB

SASKATCHEWAN

Candle Lake

155 1994 Burke Korol, Sackville NB

Cypress Hills

136 2008 Daniel Sawatzky, Regina SK
134 2009 Ryan Dudragne, Saskatoon SK
128 1991 Burke Korol, Sackville NB

Elbow

135 2010 Ryan Dudragne, Saskatoon SK

Last Mountain Lake

175 2013 Ryan Dudragne, Saskatoon SK
160 1992 Daniel Sawatzky, Regina SK

Prince Albert National Park

123 1994 Burke Korol, Sackville NB

Regina Area

195 2020 Daniel Sawatzky, Regina SK
155 2016 Ryan Dudragne, Saskatoon SK

Regina City Limits

179 2020 Daniel Sawatzky, Regina SK

Saskatoon

219 2020 Ryan Dudragne, Saskatoon SK
184 1989 Burke Korol, Sackville NB
151 2005 Bill Wilson, Calgary AB

Swift Current Area

122 2010 Ryan Dudragne, Saskatoon SK

Provincial Parks in Saskatchewan

137 2010 Ryan Dudragne, Saskatoon SK

Regional Parks in Saskatchewan

158 2014 Ryan Dudragne, Saskatoon SK



Gerry Fox provided this shot of a "Pacific-slope" Flycatcher snapped on June 7, 2022 at Hillcrest Mines, AB.

LOCAL YEAR LISTS

MANITOBA

County Equivalents (eBird defined)

North Interlake Area (eBird "county")

194 2018 Jock McCracken, Vancouver BC
 185 2021 Garry Budyk, Winnipeg MB

Winnipeg (eBird "county")

173 2020 Robert Parsons, Winnipeg MB
 168 2020 Garry Budyk, Winnipeg MB
160 2022 Garry Budyk, Winnipeg MB

Other Locations

Churchill

137 1999 Rudolf Koes, Winnipeg MB
 127 1999 Robert Parsons, Winnipeg MB
 118 1999 Gordon Grief, Winnipeg MB
 115 2004 Garry Budyk, Winnipeg MB
 90 Alex Gray, Mississauga ON

Southwestern Manitoba

204 2003 Robert Parsons, Winnipeg MB
 174 1999 Burke Korol, Sackville NB
 170 2018 Garry Budyk, Winnipeg MB
 149 2002 Bill Wilson, Calgary AB

Delta Marsh

153 1991 Robert Parsons, Winnipeg MB
 135 2018 Garry Budyk, Winnipeg MB

Whitewater Lake

126 2020 Garry Budyk, Winnipeg MB

Medicine Hat "County" (eBird division)

216 2022 David Bell, Kelowna BC

Winnipeg

219 2018 Robert Parsons, Winnipeg MB
 169 2020 Garry Budyk, Winnipeg MB

Oak Hammock Marsh

168 1986 Robert Parsons, Winnipeg MB

Important Bird Areas (IBAs) (all Manitoba)

209 2018 Garry Budyk, Winnipeg MB
202 2022 Garry Budyk, Winnipeg MB

Sandilands Provincial Forest

162 2012 Garry Budyk, Winnipeg MB

Breeding Bird Surveys (all Manitoba)

Southeastern Manitoba

271 1987 Robert Parsons, Winnipeg MB
 258 2017 Garry Budyk, Winnipeg MB

131 2022 Garry Budyk, Winnipeg MB

120 2017 Robert Parsons, Winnipeg MB



Garry Budyk photographed this Grasshopper Sparrow on June 21, 2022 Oak Lake/Plum Lakes IBA, MB.

LOCAL YEAR LISTS

ONTARIO

Counties, Districts, Municipalities

Algoma (District)

243 2020 Carter Dorscht, Echo Bay ON
 228 2012 David Bell, Kelowna BC

Chatham-Kent (Single Tier City)

146 Burke Korol, Sackville NB

Durham (Region)

187 2000 Frank Pinilla, Richmond Hill ON

Essex (County)

262 2012 Joshua Vandermeulen, Niagara Falls ON
 189 2001 Burke Korol, Sackville NB

Frontenac (County)

208 2022 Paul Mackenzie, Kingston ON
 175 2021 Anthony Kaduck, Kingston ON
160 2022 Anthony Kaduck, Kingston ON

Lennox & Addington (United Counties)

203 2020 Paul Mackenzie, Kingston ON
169 2022 Paul Mackenzie, Kingston ON

Middlesex (County)

231 2022 Gordon Payne, London ON
228 2022 Sawyer Dawson, London ON
 225 1990 William Lindley, London ON
 182 1961 Eric Tull, Sidney BC

Muskoka District Municipality (Region)

157 2001 Burke Korol, Sackville NB

Ottawa, City of (Single Tier City)

256 2021 Paul Lagasi, Ottawa ON
 217 1990 Larry Neily, Lawrencetown NS
129 2022 Paul Lagasi, Ottawa ON

Parry Sound (District)

129 Burke Korol, Sackville NB

Prescott-Russell (United Counties)

212 2009 Jacques Bouvier, St-Isidore ON

Prince Edward (County)

156 2020 Paul Mackenzie, Kingston ON
135 2022 Paul Mackenzie, Kingston ON

Rainy River (District)

162 2012 Joshua Vandermeulen, Niagara Falls ON

Simcoe (County)

227 2019 Frank Pinilla, Richmond Hill ON

Toronto, City of (Single Tier City)

238 2020 Gavin Platt, Toronto ON

Wellington (County)

232 2012 David Bell, Kelowna BC
 165 2012 Joshua Vandermeulen, Niagara Falls ON
 123 2000 Burke Korol, Sackville NB

York (Region)

225 2018 Frank Pinilla, Richmond Hill ON
 214 2011 Bruce Brydon, Holland Landing ON

County Combinations & Old Counties

Chatham-Kent/Essex/Lambton

189 Burke Korol, Sackville NB

Haldimand - Norfolk (Old Municipality)

140 Burke Korol, Sackville NB

LOCAL YEAR LISTS

ONTARIO (cont'd)

Other Locations

Fanshawe Park, London

157 2006 William Lindley, London ON

Hamilton Study Area (Checklist Circle)

280 2020 Rob Dobos, Dundas ON

Kingston

254 1998 Paul Mackenzie, Kingston ON

Long Point

257 1988 Ron Ridout, St. Williams ON

240 2012 David Bell, Kelowna BC

210 2006 Olivier Barden, Montreal QC

183 1990 William Lindley, London ON

134 2000 Burke Korol, Sackville NB

Moosonee Area

179 2012 Joshua Vandermeulen, Niagara Falls ON

North Bay

225 2002 Richard Tafel, North Bay ON

Northern Ontario

249 2012 Joshua Vandermeulen, Niagara Falls ON

129 Burke Korol, Sackville NB

Point Pelee National Park (park only)

154 Burke Korol, Sackville NB

Point Pelee Christmas Bird Count Circle

259 2012 Joshua Vandermeulen, Niagara Falls ON

201 1988 Colleen Lindley, London ON

201 1988 William Lindley, London ON

187 Burke Korol, Sackville NB

158 1983 John Zoch, Harrow ON

154 Alfred Adamo, Mississauga ON

Ratray Marsh, Mississauga

193 1982 Alex Gray, Mississauga ON

Rondeau Christmas Bird Count Circle

249 Jim Burk, Blenheim ON

126 Burke Korol, Sackville NB

Rondeau Provincial Park

198 Hugh Currie, Toronto ON

Tommy Thompson Conservation Area

234 2020 Gavin Platt, Toronto ON

Toronto (50 km radius from the R.O.M.)

212 2000 Frank Pinilla, Richmond Hill ON

Toronto (Greater Toronto Area)

235 2018 Frank Pinilla, Richmond Hill ON

165 2000 Burke Korol, Sackville NB

Voyageur Provincial Park

197 2019 Jacques Bouvier, St-Isidore ON

ONTARIO/QUEBEC

Ottawa/Gatineau (OFNC Checklist Circle)

239 1990 Larry Neily, Lawrencetown NS

St. Isidore (50 km circle)

240 2015 Jacques Bouvier, St-Isidore ON

QUEBEC

Montreal

237 2020 Olivier Barden, Montreal QC

St-Lazare Sand Pits

180 2013 Mark Dennis, Clam Point NS

LOCAL YEAR LISTS

NEW BRUNSWICK

County Combinations

South East (Westmorland, Kent & Albert Co.) (thres. 150)

177 2009 Juliette Pellerin, Boudreau West NB

Counties

Kent County

179 1973 Eric Tull, Sidney BC

Other Locations

Acadian Peninsula

221 2017 Michel Roy, Bertrand NB
219 2017 Denise Godin, Bertrand NB
219 2017 Jolande St-Pierre, Alderwood NB
213 2007 Rosita Lanteigne, Caraquet NB
210 2022 Jolande St-Pierre, Alderwood NB
202 Michel Chiasson, Caraquet NB
188 2022 Rosita Lanteigne, Caraquet NB

Grand Manan

141 2007 Juliette Pellerin, Boudreau West NB

Kouchibouguac National Park

177 1973 Eric Tull, Sidney BC



An uncharacteristically accommodating Least Bittern beautifully captured by Garry Budyk on July 9, 2022 in the North, West and East Shoal Lakes IBA, Manitoba.

LOCAL YEAR LISTS

NOVA SCOTIA

Counties

Annapolis County

193 2020 Larry Neily, Lawrencetown NS
180 2022 Larry Neily, Lawrencetown NS
 128 2013 Clarence Stevens, Sr., Dartmouth NS

Antigonish County

124 2010 Clarence Stevens, Sr., Dartmouth NS

Colchester County

133 2011 Clarence Stevens, Sr., Dartmouth NS
 123 1987 Don MacNeill, Halifax NS

Cumberland County

150 1991 Joan (Czapalay) Cormier, Parrsboro NS
 127 2009 Clarence Stevens, Sr., Dartmouth NS

Digby County

142 2009 Clarence Stevens, Sr., Dartmouth NS
 131 1981 Larry Neily, Lawrencetown NS

Halifax County (Regional Municipality)

235 2009 Clarence Stevens, Sr., Dartmouth NS
 192 1987 Don MacNeill, Halifax NS

Hants County

120 2010 Clarence Stevens, Sr., Dartmouth NS

Inverness County

138 1970 Wayne Neily, Tremont NS

Kings County

180 2021 Larry Neily, Lawrencetown NS
 133 2012 Clarence Stevens, Sr., Dartmouth NS

Lunenburg County

164 2009 Clarence Stevens, Sr., Dartmouth NS

Pictou County

126 2010 Clarence Stevens, Sr., Dartmouth NS

Richmond County

134 2014 Clarence Stevens, Sr., Dartmouth NS

Queens County

147 2009 Clarence Stevens, Sr., Dartmouth NS

Shelburne County

256 2017 Mark Dennis, Clam Point NS
 228 2017 Mike MacDonald, Clam Point NS
 224 2014 David Bell, Kelowna BC
 215 2017 Alix d'Entremont, Middle West Pubnico NS
 172 2009 Clarence Stevens, Sr., Dartmouth NS
 162 2012 Ryan Dudragne, Saskatoon SK
 151 1994 Joan (Czapalay) Cormier, Parrsboro NS
 127 2015 Larry Neily, Lawrencetown NS

Victoria County

139 1969 Wayne Neily, Tremont NS

Yarmouth County

244 2017 David Bell, Kelowna BC
 242 2017 Alix d'Entremont, Middle West Pubnico NS
 197 2017 Mark Dennis, Clam Point NS
 193 2015 Larry Neily, Lawrencetown NS
 162 2011 Clarence Stevens, Sr., Dartmouth NS
 149 2016 Mike MacDonald, Clam Point NS

All Nova Scotian Counties Added Together (Combination of Best Years) (threshold 1000)

2411 Clarence Stevens, Sr., Dartmouth NS **
 1561 Don MacNeill, Halifax NS
 1435 Larry Neily, Lawrencetown NS (+20)



Larry Neily snapped this Pacific Golden-Plover at Hartlen Point, NS on Apr. 26, 2022.

LOCAL YEAR LISTS

NOVA SCOTIA (cont'd)

County Combinations

Annapolis Valley (threshold 150)
(Kings & Annapolis)

226 2021 Larry Neily, Lawrencetown NS
204 2009 Clarence Stevens, Sr., Dartmouth NS
190 2022 Larry Neily, Lawrencetown NS

Central Nova Scotia (threshold 170)
**(Halifax, Hants, Kings, Lunenburg,
Queens & Annapolis)**

267 2009 Clarence Stevens, Sr., Dartmouth NS
230 2021 Larry Neily, Lawrencetown NS
212 1987 Don MacNeill, Halifax NS
191 2022 Larry Neily, Lawrencetown NS

Northern Nova Scotia (threshold 150)
**(Cumberland, Colchester, Pictou,
Guysborough & Antigonish)**

185 2009 Clarence Stevens, Sr., Dartmouth NS
151 1987 Don MacNeill, Halifax NS

Southern Nova Scotia (threshold 150)
(Shelburne, Digby & Yarmouth)

273 2017 David Bell, Kelowna BC
218 2015 Larry Neily, Lawrencetown NS
218 2009 Clarence Stevens, Sr., Dartmouth NS
162 2012 Ryan Dudragne, Saskatoon SK
154 1986 Don MacNeill, Halifax NS

Mainland Nova Scotia (threshold 200)
(exc. Cape Breton Island)

309 2009 Clarence Stevens, Sr., Dartmouth NS
249 1988 Don MacNeill, Halifax NS
249 2015 Larry Neily, Lawrencetown NS
201 2022 Larry Neily, Lawrencetown NS

Other Locations

Atlantic Bird Observatory
(Bon Portage & Seal Islands combined)

250 2016 David Bell, Kelowna BC

Bon Portage Island

217 2013 David Bell, Kelowna BC
180 Joan (Czapalay) Cormier, Parrsboro NS
160 2012 Ryan Dudragne, Saskatoon SK

Brier Island

127 2009 Clarence Stevens, Sr., Dartmouth NS

Cape Sable Island

247 2017 Mark Dennis, Clam Point NS
215 2016 Mike MacDonald, Clam Point NS
148 2009 Clarence Stevens, Sr., Dartmouth NS

Digby Neck & Islands

141 2009 Clarence Stevens, Sr., Dartmouth NS

Eastern Shore

149 1987 Don MacNeill, Halifax NS

Seal Island

228 2017 David Bell, Kelowna BC

SPECIAL LOCATIONS CANADA-WIDE

SEWAGE LAGOONS (all Canada)

126 2009 Jacques Bouvier, St-Isidore ON

LOCAL YEAR LISTS

OTHER CANADA RELATED LISTS

ABSAT (All Border States Added Together) - the 13 states sharing a border with Canada
AK, WA, ID, MT, ND, MN, MI, OH, PA, NY, VT, NH & ME Total = 5647 (threshold 800)
Combination of best years 955 Eric Tull, Sidney BC (+76)

Commonwealth of Nations (threshold 700)
1053 2005 Phillip Cram, Calgary AB 786 2016 Eric Tull, Sidney BC

FOREIGN NATIONAL LIFELISTS

Argentina (threshold 400)
650 2016 David Bell, Kelowna BC
436 2022 Eric Tull, Sidney BC
428 2022 Brooke Clibbon, Sidney BC

Australia (threshold 200)
491 2007 Eric Tull, Sidney BC
482 2007 Brooke Clibbon, Sidney BC
416 2017 Rudolf Koes, Winnipeg MB
370 1996 Andrew Slater, Calgary AB

Colombia (threshold 400)
1127 2015 David Bell, Kelowna BC

Costa Rica (threshold 400)
401 2014 David Bell, Kelowna BC

Ecuador (threshold 400)
882 2019 David Bell, Kelowna BC

Panama (threshold 400)
602 2014 David Bell, Kelowna BC

South Africa (threshold 300)
517 2019 Rudolf Koes, Winnipeg MB

USA (threshold 340)
375 1980 Larry Neily, Lawrencetown NS
347 2019 Paul Lagasi, Ottawa ON

INTERNATIONAL GEOGRAPHIC AREA (Foreign)

Central America (threshold 500)
793 2014 David Bell, Kelowna BC

MAJOR WORLD REGIONS (ABA defined continental and oceanic regions)

CONTINENTAL (the ABA defined areas)

Africa (threshold 500)
1177 2016 Todd Pepper, Leamington ON

South America (threshold 500)
1150 2019 David Bell, Kelowna BC

YARD LISTS

156 2020 Mark Dennis Clam Point NS

5 MILE YARD LISTS (Species seen within 5 miles of your home.) (see <https://www.facebook.com/groups/5MRBirding>)

238	2020	Gavin Platt	Toronto ON
206	2020	Carter Dorscht	Echo Bay ON
175	2020	Bill Wilson	Calgary AB (BIGBY)
159	2021	Bill Wilson, Calgary AB (BIGBY)	Calgary AB (BIGBY)
145	2022	Bill Wilson, Calgary AB (BIGBY)	Calgary AB (BIGBY)

LOCAL DAY LISTS

Again in 2022 no qualifying Local Day Lists were reported. Thresholds may be to be based on the difficulty in each area, but those set for the provinces and territories should do for most areas.

BRITISH COLUMBIA

Okanagan Valley

174	21-May-95	Richard Cannings, Penticton BC
166	9-May-20	David Bell, Kelowna BC

South Okanagan

125	19-May-19	Richard Cannings, Penticton BC (Bigby)
-----	-----------	--

Vancouver Checklist Area

120	10-May-70	Wayne Weber, Delta BC
-----	-----------	-----------------------

Victoria

141	6-Oct-18	David Bell, Kelowna BC
-----	----------	------------------------

SASKATCHEWAN

Saskatoon

112	30-May-20	Ryan Dudragne, Saskatoon SK
-----	-----------	-----------------------------

ONTARIO

Counties, Districts, Municipalities

Algoma (District)

148	18-May-09	David Bell, Kelowna BC
-----	-----------	------------------------

Simcoe County

150	24-May-15	Bruce Brydon, Holland Landing ON
-----	-----------	----------------------------------

Toronto, City of (Single Tier City)

145	20-May-19	Gavin Platt, Toronto ON
-----	-----------	-------------------------

York (Regional Municipality)

151	18-May-19	Bruce Brydon, Holland Landing ON
-----	-----------	----------------------------------

Other Locations

Algonquin Provincial Park

123	22-23-May-14	Frank Pinilla, Richmond Hill ON
-----	--------------	---------------------------------

Hamilton Study Area (Checklist Circle)

165	21-May-90	Rob Dobos, Dundas ON
-----	-----------	----------------------

ONTARIO/QUEBEC

St. Isidore (50 km circle)

147	28-29-May-11	Jacques Bouvier, St-Isidore ON (24 hrs)
136	22-May-05	Jacques Bouvier, St-Isidore ON

QUEBEC

Cap Tourmente

135	27-May-02	Olivier Barden, Montreal QC
-----	-----------	-----------------------------

NEW BRUNSWICK

Acadian Peninsula

116	31-May-06	Rosita Lanteigne, Caraquet NB
114	31-May-06	Michel Chiasson, Caraquet NB
112	31-May-06	Jolande St-Pierre, Alderwood NB

CUMULATIVE DAY LISTS

Seen on Taverner Cup Days

150	25-May-02	Frank Pinilla, Richmond Hill ON **
-----	-----------	------------------------------------

LOCAL WINTER LISTS

***** LOCAL WINTER LIFELISTS *****

Local Winter Lifelists are followed by Local Winter Season Lifelists. Thresholds for these lists will be those set for the provinces and territories in these categories. Local Winter Season lists are 10% less than Local Winter Lifelists. In the winter of 2021-22, the top Local Winter Lifelist gain was by Larry Neily in the Annapolis Valley, NS with +7. No area had the more than one gainer. The high Local Winter Lifelist is from Danny Tyson in Vancouver with 255; next is Carlo Giovanella with 234 in the same area. No new categories were submitted in 2022. Top Local Winter **Season** Lifelists gains were by Larry Neily with +7 in the Annapolis Valley area. High Local Winter Season List was Clarence Stevens, Sr.'s 132 for Halifax County, followed by Larry Neily's 126 for Annapolis County. Local Winter listing seems to be disproportionately popular in Nova Scotia (31 of 50 categories). And Local Winter Season listing seems to be an almost wholly Nova Scotian phenomenon.

BRITISH COLUMBIA

Vancouver Checklist Area

255 Danny Tyson, Langley BC *
234 Carlo Giovanella, Surrey BC **
230 Ilya Povalyaev, Vancouver BC
209 Larry Cowan, Pitt Meadows BC *

Victoria

168 Jeremy Kimm, Victoria BC **

ONTARIO

Middlesex (County)

140 Gordon Payne, London ON (+4)

Hamilton Study Area (Checklist Circle)

213 Bob Curry, Hamilton ON (+2)
133 Rob Porter, Hamilton ON ****

Kingston

155 Paul Mackenzie, Kingston ON

St. Isidore (50 km circle)

130 Jacques Bouvier, St-Isidore ON

Toronto (50 km radius from the R.O.M.)

199 Hugh Currie, Toronto ON

Toronto (Greater Toronto Area)

224 Alfred Adamo, Mississauga ON (+6)
199 Hugh Currie, Toronto ON

ALBERTA

Calgary Region (80 km circle)

129 Phillip Cram, Calgary AB *⁷

Calgary City Limits

113 Phillip Cram, Calgary AB *⁷

SASKATCHEWAN

The Elbow

94 Ryan Dudragne, Saskatoon SK **

Regina Area

97 Daniel Sawatzky, Regina SK
68 Ryan Dudragne, Saskatoon SK **

Regina City Limits

91 Daniel Sawatzky, Regina SK

Saskatoon

75 Ryan Dudragne, Saskatoon SK **

MANITOBA

Winnipeg

120 Robert Parsons, Winnipeg MB

QUEBEC

Québec City

171 Olivier Barden, Montreal QC **

LOCAL WINTER LISTS

***** LOCAL WINTER LIFELISTS *****

ONTARIO/QUEBEC

Ottawa/Gatineau (OFNC Checklist Circle) 127 Larry Neily, Lawrencetown NS

NEW BRUNSWICK

South East (Westmorland, Kent & Albert Co.)

142 Juliette Pellerin, Boudreau West NB *6

Acadian Peninsula

150 Jolande St-Pierre, Alderwood NB (+3)

130 Michel Chiasson, Caraquet NB

121 Michel Roy, Bertrand NB *****

99 Denise Godin, Bertrand NB **

NOVA SCOTIA

Counties (threshold 80)

Annapolis County

141 Larry Neily, Lawrencetown NS (+3)

89 Clarence Stevens, Sr., Dartmouth NS **

Digby County

81 Clarence Stevens, Sr., Dartmouth NS **

Halifax County (Regional Municipality)

196 Clarence Stevens, Sr., Dartmouth NS **

186 Don MacNeill, Halifax NS

102 Larry Neily, Lawrencetown NS

Kings County

129 Larry Neily, Lawrencetown NS (+1)

115 Clarence Stevens, Sr., Dartmouth NS **

99 Don MacNeill, Halifax NS

Lunenburg County

136 Clarence Stevens, Sr., Dartmouth NS **

100 Don MacNeill, Halifax NS

Queens County

87 Clarence Stevens, Sr., Dartmouth NS **

Shelburne County

170 Mark Dennis, Clam Point NS

138 Clarence Stevens, Sr., Dartmouth NS **

93 Larry Neily, Lawrencetown NS

Yarmouth County

101 Larry Neily, Lawrencetown NS

92 Clarence Stevens, Sr., Dartmouth NS **

County Combinations

Annapolis Valley (threshold 100)

(Kings & Annapolis)

167 Larry Neily, Lawrencetown NS (+4)

127 Clarence Stevens, Sr., Dartmouth NS **

110 Don MacNeill, Halifax NS

Central Nova Scotia (threshold 120)

(Halifax, Hants, Kings, Lunenburg,

Queens & Annapolis)

217 Clarence Stevens, Sr., Dartmouth NS **

204 Don MacNeill, Halifax NS

190 Larry Neily, Lawrencetown NS (+4)

Mainland Nova Scotia (threshold 150)

(exc. Cape Breton Island)

235 Clarence Stevens, Sr., Dartmouth NS **

212 Don MacNeill, Halifax NS

205 Larry Neily, Lawrencetown NS (+4)

Northern Nova Scotia (threshold 90)

(Cumberland, Colchester, Pictou,

Guysborough & Antigonish)

98 Clarence Stevens, Sr., Dartmouth NS **

90 Don MacNeill, Halifax NS

Southern Nova Scotia (threshold 100)

(Shelburne, Digby & Yarmouth)

156 Clarence Stevens, Sr., Dartmouth NS **

136 Larry Neily, Lawrencetown NS

All Nova Scotian Counties Added Together

(Combination of Winter Lists) (threshold 600)

1445 Clarence Stevens, Sr., Dartmouth NS **

928 Larry Neily, Lawrencetown NS (+4)

780 Don MacNeill, Halifax NS

LOCAL WINTER LISTS

***** LOCAL WINTER LIFELISTS *****

NOVA SCOTIA (cont'd)

Other Locations (threshold 80)

Cape Sable Island

134 Clarence Stevens, Sr., Dartmouth NS **

Chebucto Peninsula

88 Clarence Stevens, Sr., Dartmouth NS **

Dartmouth City Limits

131 Clarence Stevens, Sr., Dartmouth NS **

Eastern Shore

127 Don MacNeill, Halifax NS

Hartlen Point

87 Don MacNeill, Halifax NS

87 Clarence Stevens, Sr., Dartmouth NS **

***** LOCAL WINTER SEASON LIFELISTS *****

(Winter Solstice to Vernal Equinox)

ONTARIO/QUEBEC

Ottawa/Gatineau (OFNC Checklist Circle)

117 Larry Neily, Lawrencetown NS

NOVA SCOTIA

Counties (threshold 72)

Annapolis County

126 Larry Neily, Lawrencetown NS (+6)

Halifax County (Regional Municipality)

132 Clarence Stevens, Sr., Dartmouth NS **

90 Larry Neily, Lawrencetown NS

Kings County

115 Larry Neily, Lawrencetown NS (+4)

Lunenburg County

115 Clarence Stevens, Sr., Dartmouth NS **

Shelburne County

98 Clarence Stevens, Sr., Dartmouth NS **

Yarmouth County

77 Larry Neily, Lawrencetown NS

County Combinations

Annapolis Valley (threshold 90)

(Kings & Annapolis)

145 Larry Neily, Lawrencetown NS (+7)

Central Nova Scotia (threshold 108)

(Halifax, Hants, Kings, Lunenburg, Queens & Annapolis)

170 Larry Neily, Lawrencetown NS (+6)

Southern Nova Scotia (threshold 90)

(Shelburne, Digby & Yarmouth)

106 Larry Neily, Lawrencetown NS

Mainland Nova Scotia (threshold 135)

(exc. Cape Breton Island)

178 Larry Neily, Lawrencetown NS (+6)

All Nova Scotian Counties Added Together

(Combination of Winter Lists) (threshold 540)

771 Larry Neily, Lawrencetown NS (+10)

LOCAL WINTER LISTS

***** LOCAL SINGLE WINTER LISTS *****

Local Single Winter Lists are followed by Local Single Winter Season Lists. The thresholds are 10% less than their equivalent Winter List categories. The Local Single Winter Lists category had only 5 (-5) qualifying 2021-22 lists, with no new highs. Highest list was Mike Toochin's 148 in the Vancouver Checklist Area. There were 4 (-1) qualifying Local Single Winter Season Lists, all by your compiler.

BRITISH COLUMBIA

Vancouver Checklist Area

173 20/21 Mike Toochin, Richmond BC
169 15/16 Roger Foxall, Surrey BC
167 14/15 Ilya Povalyayev, Vancouver BC
162 12/13 Danny Tyson, Langley BC
155 12/13 Carlo Giovanella, Surrey BC
148 21/22 Mike Toochin, Richmond BC
108 12/13 Jo Ann MacKenzie, Surrey BC

MANITOBA

Winnipeg

60 20/21 Rudolf Koes, Winnipeg MB
54 15/16 Robert Parsons, Winnipeg MB

NEW BRUNSWICK

Acadian Peninsula

82 11/12 Jolande St-Pierre, Alderwood NB
75 11/12 Denise Godin, Bertrand NB
75 15/16 Michel Roy, Bertrand NB
74 21/22 Jolande St-Pierre, Alderwood NB

ALBERTA

Calgary Region (80 km circle)

79 04/05 Phillip Cram, Calgary AB

Calgary City Limits

65 00/01 Phillip Cram, Calgary AB

ONTARIO

Hamilton Study Area (Checklist Circle)

134 20/21 Rob Dobos, Dundas ON

Middlesex County

119 20/21 Gordon Payne, London ON

Kingston

106 05/06 Paul Mackenzie, Kingston ON

St. Isidore (50 km circle)

113 11/12 Jacques Bouvier, St-Isidore ON

Toronto (Greater Toronto Area)

115 93/94 Hugh Currie, Toronto ON

Toronto (50 km radius from the R.O.M.)

126 Alfred Adamo, Mississauga ON



A couple of 2022 winter birds from NS photographed by your compiler.
Yellow-breasted Chat Jan. 14 at Kentville and Black Vulture Jan. 28 at Canning.

LOCAL WINTER LISTS

***** LOCAL SINGLE WINTER LISTS *****

NOVA SCOTIA

Counties (threshold 60)

Annapolis County

95 20/21 Larry Neily, Lawrencetown NS
69 21/22 **Larry Neily, Lawrencetown NS**

Halifax County (Regional Municipality)

121 08/09 Don MacNeill, Halifax NS
101 10/11 Clarence Stevens, Sr., Dartmouth NS

Kings County

73 20/21 Larry Neily, Lawrencetown NS

Lunenburg County

69 15/16 Clarence Stevens, Sr., Dartmouth NS

Pictou County

63 10/11 Clarence Stevens, Sr., Dartmouth NS

Queens County

63 10/11 Clarence Stevens, Sr., Dartmouth NS

Shelburne County

65 11/12 Clarence Stevens, Sr., Dartmouth NS

Yarmouth County

73 16/17 Larry Neily, Lawrencetown NS

County Combinations

Annapolis Valley (threshold 70) (Kings & Annapolis)

116 20/21 Larry Neily, Lawrencetown NS
89 21/22 **Larry Neily, Lawrencetown NS**

Central Nova Scotia (threshold 90) (Halifax, Hants, Kings, Lunenburg, Queens & Annapolis)

130 08/09 Don MacNeill, Halifax NS
128 08/09 Clarence Stevens, Sr., Dartmouth NS
122 20/21 Larry Neily, Lawrencetown NS

Mainland Nova Scotia (threshold 100) (exc. Cape Breton Island)

137 08/09 Clarence Stevens, Sr., Dartmouth NS
130 08/09 Don MacNeill, Halifax NS
129 20/21 Larry Neily, Lawrencetown NS
89 21/22 **Larry Neily, Lawrencetown NS**

***** LOCAL SINGLE WINTER SEASON LISTS ***** (Winter Solstice to Vernal Equinox)

NOVA SCOTIA

Counties (threshold 54)

Annapolis County

87 20/21 Larry Neily, Lawrencetown NS
68 21/22 **Larry Neily, Lawrencetown NS**

Halifax County (Regional Municipality)

81 15/16 Clarence Stevens, Sr., Dartmouth NS

Kings County

76 20/21 Larry Neily, Lawrencetown NS
54 21/22 **Larry Neily, Lawrencetown NS**

Lunenburg County

69 15/16 Clarence Stevens, Sr., Dartmouth NS

Yarmouth County

72 14/15 Larry Neily, Lawrencetown NS

County Combinations

Annapolis Valley (threshold 63) (Kings & Annapolis)

112 20/21 Larry Neily, Lawrencetown NS
85 21/22 **Larry Neily, Lawrencetown NS**

Mainland Nova Scotia (threshold 90) (exc. Cape Breton Island)

126 20/21 Larry Neily, Lawrencetown NS

Central Nova Scotia (threshold 81) (Halifax, Hants, Kings, Lunenburg, Queens & Annapolis)

118 20/21 Larry Neily, Lawrencetown NS
85 21/22 **Larry Neily, Lawrencetown NS**

***** YEARLY STATISTICAL SUMMARY *****

There were 117 (up 1 from 2021, hereafter shown simply as +1) listers reporting 264 (-1) qualifying provincial or territorial lifelists. Five birders made the lists for 10 or more provinces or territories in 2022, but some are on the cutoff marks. Alex Gray and Peter Mitchell are on all 13 lists. The other 3 are all missing NU and at least one other: Eric Tull (NS), Roger Foxall (NT & NB), Wayne Neily (NL & NB). It should surprise no one that same names, along with the John Luce (8 lists) and Paul Pratt (7), hold the top seven spots on the ATPAT list.

A total of 119 (-1) birders made at least one of the 37 categories in the lifelist tables, while there were 778 total entries. Photo lists are now separated from other lifelist and year list categories, so comparison to last year is not direct. Eleven listers were on 15 or more of the 37 categories. Eric Tull is on 28; Alex Gray on 26; Roger Foxall 21; David Bell & Wayne Neily 20 each; Brooke Clibbon, & Peter Mitchell on 19 each; Larry Neily 17; Burke Korol 16; and Dominic Cormier & Paul Pratt with 15 lists each.

In the 2022 Year List section's 33 (-1) categories, 87 (E) birders were on at least one list, and the total number of listings was 378 (-9). Nine (-1) birders were listed 10 or more times, sometimes twice on a list if their 2022 total qualified and was less than their highest ever. Eric Tull was noted 24 times, followed by David Bell with 17, and Bill Wilson with 15. In the Day List section there were 15 (E) categories, with 35 (+2) listers and 65 (+2) listings. Paul Pratt leads with listings in 10 categories. Alex Gray & Eric Tull had 6 each, and David Bell had 5.

In the new photography and audio recording lists, there are 7 lifelist and 2 year list categories. In the lifelist section there are 15 listers and 43 entries. In the year list section, there are 3 listers and 5 entries. David Bell is noted on 6 of the lifelist and 1 year list categories.

In the Winter Lifelist section there were 30 (E) categories, with 61 (+1) birders and 168 (E) listings. Leading all comers was Larry Neily with 15; followed by Clarence Stevens, Sr. with 10; then Bill Wilson with 8. There were 21 (E) Single Winter categories, with 49 (E) listers and 117 (+4) listings. Leading in listings were Larry Neily with 8; and Alex Gray, Joan McDonald and Malcolm McDonald with 7 each.

We had 357 (+5) areas (including special categories) where Local Lifelists were kept, 128 (+1) for Local Year Lists, 15 (E) for Local Day Lists, 50 (E) for Local Winter Lifelists, and 30 (E) for Local Single Winter Lists. There were 109 (+2) listers, with 1422 (+35) individual listings in the Local Lifelists section, 68 (E) listers and 268 (+10) lists in the Local Year List category, 13 (E) listers and 19 (E) lists for Local Day Lists, 27 (E) and 81 (E) for Local Winter Lifelists, and 20 (E) and 53 (+8) for Local Single Winter Lists. Combining all 580 (+6) Local Listing categories there were 110 (+2) listers with 1843 (+53) entries. Larry Neily is on 103 individual lists, Clarence Stevens, Sr. on 89, Burke Korol 88, Eric Tull 78, and David Bell on 67. You will note that some numbers are down because several non-reporting birders have been removed from lists, see policy on page 36.

We now have 125 (-1) listers keeping lists for 725 (+8) categories. There were 3397 (+51) individual entries on our lists, for an average of 27.2 (+0.6) lists per birder. Fourteen (-1) listers are on fewer than five lists (9 current CLCers), while 13 (-1) had more than twice the average number of lists (55 or above) that passed their respective thresholds: Wayne Neily 59 (E), Brooke Clibbon 60 (+2), Alex Gray 61 (E), Don MacNeill 64 (+3), Roger Foxall 68 (+3), Robert Parsons 68 (-2), Mike Toochn 74 (+4), Bill Wilson 74 (E), Clarence Stevens, Sr. 113 (E), David Bell 127 (+5), Burke Korol 131 (E), Eric Tull 147 (+2), and finally Larry Neily 164 (+14), who was the lister on the most categories.

For the ninety-nine percent of you that have internet access, please visit the Canadian Listers' Corner website at <http://www.neilyworld.com/neilyworld/listerscorner/listers-corner.htm>, where you will find back issues, the thresholds, some area definitions, some Canadian listing history; and be able to keep posted on the latest developments. Please try hard to get your changes from the previous year to me by January 31st.

IMPORTANT: If any of your contact information changes, please let *Canadian Listers' Corner* know along with your other friends. *Canadian Listers' Corner* can be reached by email at larry.neily@hotmail.com. **Please note the mailing address for CLC is:** P.O. Box 293, 483 Main Street, Lawrencetown, Annapolis County, NS B0S 1M0.

***** NEWS & VIEWS *****

The **News & Views** section requires your input; so keep those emails coming. The following are mostly brief excerpts (rarely with slight editing) from your messages, related to trips, birds or life's adventures; as well as some comments from the editor. Some of you have begun to send quotable material under the "News & Views" heading. That is very helpful and avoids my using material meant to be private. Alternately, you can designate certain words as private, as some do. To the many of you who said "Thank you", "You're welcome".

Alfred Adamo: I will definitely finally be in NS in June 2024 for my daughter's graduation. I hope to squeeze in a bit of birding. **Editor:** "Maybe we'll meet again."

Mike Austin: Didn't realize until I got the 2022 "Canadian Listers' Corner" that I hadn't contributed last year. As a lot of folks probably did, I made up two of my COVID-cancelled foreign trips. I visited 10 countries in 2022 and between that & Clement's 2022 splits added 254 species to my World list. 5,000 World Birds, record bird being a Russet-tailed Thrush at the famous O'Reilly's Rainforest Lodge in Lamington National Park, Queensland, Australia on November 14th. As an aside, also became only about the fifth person to see 600 species for Texas, a lifelong pursuit since moving here from Kingsville, ON in 1978. **Editor:** "Congrats on both counts. Awesome!"

David Bell: Highlights for the year were a pelagic off Tofino in March (Laysan and Short-tailed Albatross), a Garganey in Alberta in May, and a family trip to Senegal over Xmas and New Years. Some of the birds from that trip will make it onto next years' CLC update! The latest taxonomic update was also a nice bonus, adding around 17 'armchair ticks' for the second year in a row.

Jacques Bouvier: Christine and I took a 50-day RV trip to Tofino (<https://jacques-miroiseur.smugmug.com/Birds/Birds-not-found-in-EEO-Les-oiseaux-absents-de-IEEO/Trip-by-RV-to-western-Canada-in-2022/n-QGr2VF/>). **Editor:** "Jacques' trip puts me in mind of a two and a half month cross-Canada trip I took in 1977 and the segments in Gerry Bennett's *Birdfinding in Canada* that were basically trip installments."

George Bryant: For 2022-2023, we are wintering in southern France and Spain where land birds always seem to be spooked, at least compared to ours. A few highlights last year. An octogenarian knee replacement on May 13 was followed by a hospital release on May 14 and an instant drugged pursuit by walker to a nearby one-day wonder Hepatic Tanager. A three-week tour of Colombia, after a Covid-forced world birding lapse of two years, netted me almost 100 lifers thanks to splits, endemics and an excellent local guide. Probably all group members caught Covid for the nth time during the trip. Not a life bird but nonetheless thrilling was a Dovekie, seen by well over 100 birders during one day, December 10 at Ashbridge's Bay, Toronto. I am forwarding an article I wrote for the Toronto Ornithological Club newsletter which you're welcome to use. Thank you for continuing this noble effort. I enjoy connecting with the old-time birders and trust you will last forever." **Editor:** "Glad you enjoy the CLC, that is its purpose. I fully expect that your trust in my lasting forever is sadly misplaced. At present though life still has sufficient compensations to negate the alternative. Thanks for the Dovekie thoughts. I've reprinted your article at the end of this issue."

***** NEWS & VIEWS *****

Dominic Cormier: A brief note about my 2022. Winter was fairly quiet being spent at home in Halifax. The only bird-related excitement was the Northern Lapwing in Lunenburg in March, which was a nice add to my Canada list. April brought a big birding adventure as I headed to Kenya for 3 weeks. Being my first time in sub-saharan Africa, the majority of the birds I saw were lifers. I was particularly happy to add 21 new world bird families! The rest of the year was spent mostly in NS, where I worked on my total county ticks a fair bit, adding 260. In late June-early July I led a birding tour to Newfoundland, adding a few birds to my Newfoundland list. Summer also brought a few unexpected rarities to NS which I happily twitched, the Wood Stork in New Harbour, Guysborough Co., and the flock of Mississippi Kites down in Yarmouth. As I write this, 2023 is already chugging along, with a few nice Canadian birding adventures already in the rearview mirror, but I will wait to recount those next year!



The New River Estuary, NS Wood Stock snapped here on June 23, 2022 by Larry Neily.

Hugh Currie: You are doing an amazing job. Gerry Bennett was a friend of mine and he certainly started a very good thing. It has been quite a chore for this aging, computer illiterate but well-travelled birder. Complicating my listmaking are the numerous AOU species decisions, ABA now including Halmahera into Australia, but most of all - my untidy note keeping. I only travel now for new Ontario species but there have been lots of new ones in the last two years **Ed:** "You are not alone having computer issues."

Bob Curry: These totals will have few annotations as I'm off to Brazil tomorrow. In 2022 Glenda Slessor and I drove across the country from Ontario to Vancouver and back taking just under two months. Consequently, my totals for Canada and for several provinces have bumped up considerably. The sad part about the trip is that we missed Ontario's first Hepatic Tanager that was a five-minute drive from our place. December 2022 was spectacular for new winter birds in Ontario. I added Dovekie (a life bird!), Warbling Vireo, LeConte's Sparrow and Blackburnian Warbler. This made for six additions to my life Ontario winter list with Gray-cheeked Thrush and Sharp-tailed Grouse added in January 2022.

***** NEWS & VIEWS *****

Rolph Davis: A quiet year with no pure birding trips. A visit to grandchildren in Brazil, a river cruise in Europe, and a family vacation in Cancun added a few species. Also, some taxonomic changes added a few species here and there and a reduction of one species on my Asia list. Hopefully, I will be a little more active this year.

Mark & Sandra Dennis: Various taxonomic changes have adjusted a few numbers here and there. That, plus the successful twitching of Nova Scotia birds, made 2022 an enjoyable year. My goal each year is to try to see what is feasible, this year that included a short trip to Cape Breton for Bicknell's Thrush which was moderately successful. Little did we know that two days after returning, we'd be hitting the road north again after a Nova Scotia first Wood Stork. Thankfully it stayed around, and we got great looks as it did what they do. The first NS tick of the year was an unexpected Black-headed Grosbeak in Shelburne County. In keeping with the weird and wonderful world that is birding, this bird was within a scope view of a previous NS Black-headed Grosbeak which was, sadly, a one observer job only. Late July will be memorable for many southern Nova Scotia birders as being the time when Mississippi Kites invaded Yarmouth County. Quite how many we got is perhaps unknowable, but their regular presence was one of the summer treats. Also in Yarmouth, I finally added Sedge Wren to my NS list. It was very welcome after dipping an 'easy' one twice in the Halifax area a couple of years ago. In terms of NS ticks the year rounded out with another good, if lengthy trip, this time to Canso where a Golden-crowned Sparrow had found feeders acceptable. This species was a Covid lockdown miss, so a nice recovery bird that showed well while we slowly froze. Locally it was ok. My list for Cape Island was only 220 despite a lot of effort. I was happy to find Black-necked Stilts on Cape Island, they stayed a few days and were well appreciated by visitors. I finally got my island Eastern Bluebird in June, but it was October that really shone. I kicked off finding a MacGillivray's Warbler. Tough to see, but a few people managed views, albeit brief ones. Late in the month I found my island first Vesper Sparrow and a few days later an American Coot was found. I rounded the month off by finding my island tick Ruddy Ducks which was more or less it for island rarities. Naturally we dipped a few birds. A White-winged Tern in the Dartmouth area ended up being a one observer bird. The same location, the Salt Marsh Trail, held a Black-tailed Godwit in December. Circumstances ganged up on us to dip this, not least being committed to doing a CBC count on the day we should have been looking for the godwit, such is birding. I'd like to think 2023 might have a few travel opportunities but I won't hold my breath.

Brian Elder: After sticking close to home in 2020 and 2021, I made trips to the US east coast, Australia and Chile. All of these trips had been postponed from the prior 2 years. The pocketbook took a hit but I finally crossed the 5,000 threshold for birds seen (though I'm still a couple hundred away from my life goal of seeing 1/2 of the world's birds). I made good progress on my family list including some of my most-wanted birds: Australian Owlet-Nightjar, Plains Wanderer and Magellanic Plover. I perused your fine report from last year and was astounded at the number of lists. Do you have a list for the birders on the most lists?!

Editor: "The answer lies on paragraph 7 of page 94, the Yearly Statistical Summary. Some might say the leader in this category has an unfair advantage." **Brian:** This year, I've added a few country lists and may add a few other lists in the future once I get my bird records consolidated. It's an eBird world now but eBird doesn't allow one to easily generate the lists. I'm currently transitioning from Avisys, which has been great for generating lists for your

***** NEWS & VIEWS *****

Brian Elder (cont'd): report but for which it is difficult to import from eBird, to iGoTerra which can talk with eBird; iGoTerra will also eventually have my mammals, insects and other creatures. Photos at present are a nightmare to keep track of though iGoTerra and eBird both will do so - I just have to upload 3620 photos!

Christopher Escott: Each year nowadays, the annual eBird update and its changes in taxonomy alter my numbers a bit (and this year clarified my "ABA [with Hawaii] numbers). Some of the more significant changes this year resulted from increased travel now that Covid restrictions are lifting locally, nationally and worldwide. Most fruitful, but very challenging in terms of hiking up mountains in very hot and humid weather, was a 28-day birding tour to Sulawesi, Indonesia and some of its outer islands ... Talaud, Sangihe, Togian and Peleng Islands. Nurlin of Malia Tours led this trip and looked after me very well, despite having no available alternative to rustic/primitive accommodation and basic cuisine on these remote islands, and we found many of the endemics I was hoping for. We missed enough that I'd consider going back, though! My other travels in 2022 took me to Alberta, Wisconsin, Yukon and NWT, Nova Scotia and - to round out the year - Australia!



This Lesser Goldfinch was photographed by Gerry Fox on March 9, 2022 at Pincher Creek, AB.

Gerry & James Fox: We did not try for an Alberta big year in 2022, but we did want to hit 300 as this would be our tenth consecutive year with 300 or more (a goal we had set for ourselves a decade ago). There were a substantial number of vagrants in the province and we added five Alberta lifers (Ancient Murrelet, Green Heron, Snowy Plover, Garganey and Lesser Goldfinch). The latter had been our target bird for the last eight years - our new target

***** NEWS & VIEWS *****

bird is a Smith's Longspur. We missed quite a number of Alberta regulars in 2022 including any jaegers, Anna's Hummingbird, Northern Mockingbird, Black-billed Cuckoo, Long-tailed Duck and Eastern Bluebird. One of our favourite experiences birding in 2022 was sound recording both Eastern and Western Screech Owls. It was also a treat to once again see Red-headed Woodpeckers in the province. **Editor:** "And thank you again this year for all the great photos."

Roger Foxall: As an introduction to my list updates - I undertook to begin entering all my data into eBird - starting way back with sightings in September 1969. 53 years of birding in 59 countries - over 6,000 species - it is taking a while! I still have a few countries to enter into eBird - as well as any North American data since 2013. As well I have updated all my lists to reflect changes in the last two Clements updates. **Editor:** "I know a bit what a monumental undertaking entering all that data into eBird is like, if you do it properly; instead of a lump dump into a 1901 checklist as some have done."



Melissa Hafting found and photographed this juvenile Curlew Sandpiper on Sept. 2, 2022 in Boundary Bay, BC.

Melissa Hafting: Highlight this year was self-finding a juvenile Curlew Sandpiper on Sept 2, 2022 in Boundary Bay. Also, it was exciting to get quite a few new BC birds this year! A Whooper Swan in Trout Lake in Vancouver, which is the first legitimate record of a wild vagrant in BC, and 1 of 2 Scarlet Tanagers that showed up simultaneously on June 4, 2022 at Vancouver's Queen Elizabeth Park. Also, I've been doing pelagics out of Tofino in March and April for years hoping for my lifer Parakeet Auklet and I finally got that new BC Bird on April 10, 2022. The pelagic company sadly went out of business shortly after so I was even more grateful! Before the year ended I saw a Prothonotary Warbler on Dec 1, 2022 in Vancouver (representing the first Canadian winter record) that ended up being captured and

***** NEWS & VIEWS *****

rehabbed once it went into a underground parking garage in a rare Vancouver snow storm.
Editor: "Thanks for the great photos Melissa."



This Prothonotary Warbler seen on Dec. 1, 2022 in Vancouver, BC (representing the first Canadian winter record), ended up being captured and rehabbed once it went into a underground parking garage in a rare Vancouver snow storm.

Anthony Kaduck: For me 2022 was the year of fighting back against Covid. A series of overseas trips that had been cancelled or rescheduled during the pandemic suddenly looked like they might all happen in one year. In January, we were two days away from lifting off for Colombia before the Omicron surge put paid to that idea. But Ecuador in March worked, as did an epic trip to northern Peru in July. The final jewel in the crown was a trip to Tierra del Fuego, the Falkland Islands, and South Georgia. Antarctica was supposed to be the final stop but a fatal injury to a passenger meant we had to break off and return to Port Stanley. So, no Adelie Penguins for me. 😊 But all in all a great year and the first (and quite possibly only) time that I saw over 1000 species in a year! **Editor:** "Congrats and thanks for the great photo."

Steve Knight: 2022 was another year where I have been very busy in non-birding aspects of my life and the results show it, just a single addition to my lists, Garganey as a new bird for AB (338) and Canada (412). As I write this in late 2023, I will have much more to report, and I expect 2024 to be a big birding year, really looking forward to it.

***** NEWS & VIEWS *****

Rudolf Koes: I did not undertake any foreign birding trips in 2022 – just one family visit to the Netherlands. Besides doing a fair bit of birding in Manitoba, which included my first trip to Churchill since 2019, I spent time in the Rainy River, Ontario area atlassing, plus a few days in fall in Saskatchewan co-leading an Eagle-Eye Tours Whooping Crane tour. Virtually all changes in my lists were due to splits and lumps.

Paul Lagasi: Sorry for the delay but becoming a grandfather changes your priorities. **Editor:** Indeed! Congratulations!

Rosita Lanteigne: Last year, I was very lucky to finally see the Steller's Sea-Eagle in the Cocagne region after trying three times without success in the Atholville locality. We learned yesterday that he is back in Maine.

Paul Mackenzie: Not a good birding year for me. Many dips including Long-eared Owl, Little Gull, Northern Shrike, Barrows Goldeneye, Sora, Red Knot, Crossbills. But the Kingston birding community is stronger with new keen birders. No international birding trips. No lifers this year.

Don MacNeill: The Steller's Sea-Eagle was the only lifer but I picked up a Wood Stork and Black-headed Grosbeak for Canada.

Joan & Malcolm McDonald: It was another quiet year for us, another year with no trips. Nothing really to add to our lists, except for changes resulting from revisions to the taxonomy. Our birding was confined to Alberta. I have a few photos which may be of use to you. I know there are many much better photographers out there so I won't be upset if you don't use them! First, a pair of Golden Eagles which were along Grand Valley west of Calgary during late winter, photo from a rather gray February day. Then a Herring Gull which was doing some ice fishing at Weed Lake east of Calgary in March. Last, a MacGillivray's Warbler seen at Waterton National Park in June. Finally, last year was our year for bats!



I know these are not birds, but they have wings and may be of interest. Last year we had a close look at a couple of bat species. In over 35 years of birding in Alberta, apart from seeing

***** NEWS & VIEWS *****

Joan & Malcolm McDonald (cont'd): some flying at dusk, I've never had a close up look at a bat. Then first, one morning in May, as I opened my back gate and something fell to the ground and I found this bat at my feet. Checking a website for Alberta bats, this appeared to be a Silver-haired Bat, one of a few species of bat in Alberta which migrate (lefthand photo). I was able to get a few photos before it flew off. Then, while birding at Waterton Park in June we saw a bat fly over and after circling around swoop down and land on the trunk of a nearby tree. This is probably a Big Brown Bat, a common species in southern Alberta (righthand photo). **Editor:** "Thank you for the photos. I guess we're all a little batty."

Mike McGrenere: Kevin Neill, a local birder from Victoria who submits his annual birding totals to you, suggested that I submit my listing numbers to you as well to give a little more representation from Vancouver Island birders. I used to submit my results to Gerry Bennett in the 1980-90s. FYI, I was looking on Google the other day and decided to search my own name. One of the search results that came up was your website and the listing totals in Bird Finding in Canada from July 1984, Vol 4, No 4. I have downloaded the 2022 Canadian Listers' Corner and am very impressed with the comprehensive listing in the report. You put in a tremendous effort to assemble the listings into an annual report. **Editor:** "Thank you for the kind words and great numbers; and thanks to Kevin as well."

Peter Mitchell: I still manage to get out and bird but not the long distances like before. I still managed to pick up four new species in Ontario and one new species for Qubec raising my APAT list by five. I must say how much I appreciate your hard work. Many thanks for all you do to record all the sightings across Canada. **Editor:** "Thank you for the kind words and support over the years."

Laure Wilson Neish: The only thing is, should I be on the lookout for species that are counted by eBird, but not acceptable on your compiled lists? **Editor:** "Absolutely, though they may have/be going to address the issue. Just follow the countability rules of the ABA and you will be fine." **Laure:** We are supposed to be heading to Newfoundland in a few weeks and I'm hoping to get some numbers for the new year then.

Rob Parsons: My local life lists had some changes. Assiniboine Park climbs to 169, with the addition of Wild Turkey; Delta Beach is now 180 with the additions of Yellow-bellied Flycatcher, Cooper's Hawk, Greater White-fronted Goose (an over-summering bird) & Trumpeter Swan; King's Park climbs to 171 with the additions of Lark Sparrow and Pileated Woodpecker; Lac du Bonnet reaches 161 with the addition of American Pipit; Lake Winnipeg East climbs to 220 with a belated addition of Smith's Longspur; Grand Marais/Grand Beach increases to 160 with the additions of Blackburnian Warbler & Trumpeter Swan; Northwest Angle goes to 203 with the belated additions of Gadwall & Eastern Towhee; Patricia Beach gets a belated addition of Peregrine Falcon to bring it to 173; St. Ambroise goes to 211 with the belated additions of Pectoral Sandpiper & Glaucous Gull; St. Vital Park to 256 with belated additions I am too embarrassed to mention; Seven Sisters climbs to 199 with the belated additions of Varied Thrush & Brown Thrasher, wintering at the same feeder in early 2021; Shoal Lakes goes to 163 with the additions of Ruby-crowned Kinglet, Tennessee Warbler,

***** NEWS & VIEWS *****

Herring Gull & Northern Rough-winged Swallow; Southwest Manitoba climbs to 287 with the addition of Varied Thrush; Winnipeg climbs to 312 with the additions of Bullock's Oriole & Little Blue Heron. My Winnipeg "county" list from eBird is now 291 with the same new species as my Winnipeg list. Every month in Manitoba is 67 & Canada is 70. AMAT in Manitoba is 2491 & Canada is 2678.

Thomas Plath: It's been awhile since the days of *Birdfinding in Canada* and *Canadian Birding*. Melissa Hafting forwarded your information to me. I grew up in Ottawa, started birding in 1970 and remember seeing a Cassin's Kingbird at Britannia on Sep 20, my birthday! Years later in 1986 on my birth date found a Sulphur-bellied Flycatcher with Mark Gawn and Tony Beck at Presqu'ile P.P. Crazy! **Editor:** I got to see that bird! Thanks. **Thomas Plath:** I was part of the "bike gang" with Tom Hince, Bruce Dilabio, Bruce McTavish, Mark, Simon and Stephen Gawn, Rick Killeen, Bernie Ladoucer, etc. between 1972-1979. In the early 1970's if an ultra-rarity was found in Ottawa "God" was called and Earl Godfrey would confirm the species. Keen listers would eagerly await Peter Whelan's column in the weekend *Globe and Mail*. Love birding Canada and happy to participate in the listing aspect. Still entering notes from the 80's and 90's into eBird. Eventually I'll know most of my listing totals. **Editor:** "Welcome back to the CLC fold. Looking forward to seeing more awesome numbers. And thanks to Melissa."

Ilya Povalyaev: After a couple very quiet years, birding finally improved for me in 2022. I made it out to Canada's east coast for the first time, co-guiding a tour to Newfoundland with Melissa Hafting for Avocet Tours, and then visiting Nova Scotia for a few days. Conveniently, my time in Nova Scotia coincided with that of the Wood Stork in New Harbour, which was a great bonus bird in addition to Nova Scotia's Canada specialties: Bicknell's Thrush, American Oystercatcher, Roseate Tern. Work brought me to Ontario on two occasions. During the first trip in July, I caught up with a Black-bellied Whistling-Duck near Waterloo and Fish Crow near Hamilton, and then on the second trip in September, a Yellow-crowned Night-Heron and Glossy Ibis near Toronto; all four being Canada birds. My favorite bird from back home in BC was Whooper Swan. The swan had wintered in Washington fewer than 100 km across the border and I long anticipated its departure from the state, hoping it may touch down in BC. Miraculously, on March 17, within a few days of the last sighting from Washington, a small swan flock carrying this vagrant landed on a small urban lake in the middle of Vancouver, where even Trumpeter Swans are uncommon. Later in the spring, a Whooper Swan was found in Yukon, and if I'm not mistaken was believed to be the same bird based on bill pattern. I'm always amazed when the same bird is found at multiple points along its wayward course. Not unlike the story of the Steller's Sea-Eagle in the 2022 CLC issue, I suppose. Second place goes to Parakeet Auklet seen on a pelagic trip from Tofino. I've done numerous pelagic trips in March targeting this species, so it felt great to finally connect. Wishing you all the best for 2023, with many thanks for your continued efforts compiling the CLC for all of us to enjoy! **Ed:** "Thanks Ilya for the great photos. I love getting shots of rarities to spice up the issue"

Liam Ragan: Please note, I realized this year that my Life Photographed World list was incorrectly tallied last year as I had counted subspecies, corrected this year. I've attached a photo I took of the 2022 Whooper Swan in Comox and one of the many Short-tailed Shearwater that came into the Salish Sea that year, in case you're looking for photos. **Editor:** "Thanks for the correction, Liam and thanks for the rarity photos."



Larry Neily photographed this Barred Owl on Dec. 4, 2022 at Spa Springs, NS.

Daniel Sawatzky: The big excitement in SK late in 2022 was the 3rd record Ivory Gull that showed up at Turtle Lake. It was eating fish carcasses left from ice fishing and it was an ice fisher person that alerted the birding community to this bird. Several of us made the 5 hour drive from Regina and were rewarded with fantastic views from 5 m as the bird seemed unconcerned by the presence of humans. Interestingly, when a husky came running over from a distant ice fishing shack the gull flew to the top of a shack. It recognized a four legged predator for sure. eBird shows about 31 people made the trek to Turtle Lake, some from as far away as Calgary and Winnipeg. Picking up 6 new species within the Regina city limits in 2022 was quite surprising having lived here for 36 years.

Andrew Slater: Thanks very much for the 2022 *Canadian Listers' Corner*, I especially enjoyed all the photographs, as well as the article about the Steller's Sea Eagle. For the third year in a row, I have done no travelling, partly because of health issues for both my wife and me, so all movements in my numbers are due to splits, lumps, recounting and reconsideration. The only excitement that I recall around Calgary was the arrival of a Whooper Swan at a nearby wetland, but before the debate about its possible wild origin could hardly begin, it was shown to have trimmed primaries so the debate was ended.

***** NEWS & VIEWS *****

Eric Tull & Brooke Clibbon: I have a question about Eastern and Western Hemispheres. Are they defined as the eastern and western half worlds with boundaries along Greenwich meridian and 180 longitude? Or are they the Americas (New World) versus the Old World? It seems to me I remember it being the old world/new world and that is what I have been reporting. But I can change this to report Senegal as being in the western hemisphere.

Editor: "I seem to remember you having started the hemisphere lists, so I would assume what you have been reporting is correct. It can be defined either way, but for wildlife purposes, I assume the strict interpretation makes little sense." **Eric & Brooke:** 2022 saw us mostly staying near home trying to avoid the pestilence. But in September, as covid was dying down, we made a trip to eastern Canada to see family, and in November we took the first big step - to Argentina. No sickness, no travel glitches, great guides and lots and lots of birds. It is great to be able to travel again.



This Black-necked Stilt was photographed by Garry Budyk on June 28, 2022 near Griswold, MB.

Josh Vandermeulen: 2022 was a very busy year of travel for Laura and me. We began the year with two months in Colombia followed by six weeks in Costa Rica. I completed a two-week trip to the southwestern United States before returning to Ontario for the spring and early summer months. In July, Laura and I flew to Peru where we explored the central and southern parts of the country for a couple of months. In October I led a tour in Borneo and peninsular Malaysia, and then Laura and I spent the rest of the year in Malaysia, Singapore and Thailand. All this traveling meant that I finished with my highest ever year list (2830 species), a total I doubt I will surpass anytime soon! I focused on my Photographed Species in The World list as well, adding over 1000 species. Of course, my local lists in Ontario suffered with only a few additions. Luckily, I was around in May to see the Hepatic Tanager and Marsh

***** NEWS & VIEWS *****

Josh Vandermeulen (cont'd): Sandpiper, but I regrettably missed Groove-billed Ani, Burrowing Owl, and Glaucous-winged Gull which all appeared in Ontario while I was out of the province. 2023 will be another busy year of travel. Laura and I are spending the first four months of the year in southern South America, visiting Argentina, Uruguay, and southeastern Brazil. I have some plans in the works to lead tours in West Papua and Galapagos later in the year, as well.

Jim Watt: For the first time since Covid, I was able to travel and went to Northern Peru this autumn for 3 weeks. I hope to do Chiapas, Mexico in the spring and perhaps have an autumn trip. I have updated my results according to taxonomic changes. Also, I found in my desk some old manual notebooks and lists from jaunts to Europe, etc., so I have managed to update my electronic records.



Garry Budyk snapped this Spruce Grouse on November 24, 2022 at Sandilands Provincial Forest MB.

Canadian Listers' Corner can be reached by email at larry.neily@hotmail.com.

Thoughts on Observing a Dovekie
By George Bryant

**Thoughts on Observing a Dovekie at Toronto's
Ashbridge's Bay on 10 December 2022**

by
George Bryant

Unlike virtually every other observer, this was not a life bird for me. My previous and only other encounter with a Dovekie (*Alle alle*) was on 15 October 1985 at Cape Spear, Newfoundland. The easternmost point of North America, and the start of Peterson and Fisher's thrilling Wild America odyssey, Cape Spear has one of the most dramatic settings in Canada. A dramatic headland set well above the Atlantic Ocean, it is the base for a huge 10-inch World War II coastal cannon, still in place, and two lighthouses. Linking a business trip with the southbound Dovekie migration, I arrived shortly after sunrise at the edge of the cape, 200 metres above the ocean. An iceberg was clearly visible on the horizon. With the telescope, I noticed black and white starlings well offshore buzzing south. I did a double take, as I anticipated a black bird like a tiny breeding-plumaged Black Guillemot.

Despite seeming close, the tip of Ashbridge's Bay spit is well over ½ km from the parking lot. Construction of the complex was completed in 1977, subsequently extended with copious riprap. The Dovekie was close to the revetment wall at the tip such that one had to clamber over the riprap to look down on the critter. One's first view then was a closeup of a globular black and white grapefruit-sized bird with a minuscule bill.

Alle alle, named by Linnaeus, is one of a few bird species with the genus repeated in the specific epithet. Another is *Perdix perdix*—Gray Partridge, which reminds me of *Crex crex*—Corncrake—my most wanted bird.

The bulk of the global population of Dovekie breeds in the Thule region of northwestern Greenland: estimated at over 20 million birds. Huge but exceeded in seabirds by Short-tailed Shearwater (23 million) and in landbirds by Redbilled Quelea (over 1.5 billion!). Smaller populations nest on Svalbard (Norway), the Russian Arctic and in Canada. Our bird came from Greenland.

In his Newfoundland birding blog, Bruce MacTavish comments: "the Dovekie sometimes shows up out of range along the east coast of North America in massive wrecks of stranded, emaciated birds. This may happen when sustained, strong easterly winds make feeding conditions unsuitable and push the weakened birds landward. In the largest recorded wreck in North America, in the winter of 1932–1933, Dovekies touched down on the streets of New York City, and large numbers washed up along the entire eastern seaboard, from Nova Scotia to Florida. My vote for cutest seabird goes to the Dovekie."

Of the 164 eBird reports, the first was Brian Stahls at ~9 a.m., last was James Scott at 4:21 p.m. (twenty minutes before sunset).

Thoughts on Observing a Dovekie
By George Bryant

As evidenced by photos of the bird with the stubby wings raised, Dovekie just have the highest wing loading (mass of object divided by area of wing) of virtually any bird capable of flight. Atlantic Puffin is comparable. Interestingly another seabird family has the lowest wing loading—the Frigatebirds.

Thousands of photographs were taken, hundreds posted on eBird. The test of the sharpness of a photograph is whether the reflection of the photographer can be seen in the cornea of the object. Most eyes were black smudges, failing the test; some were crisp, mirroring the bird's view.

For every observer present this was doubtless their first Ontario Dovekie sighting. The first for Toronto region? Actually, the eighth. Glenn Coady keeps copious records of rarity sightings as follows:

1. Fall of 1856 - one, Toronto (Toronto Harbour), Toronto (Samuel W. Passmore et al.).
2. November 1950 - one, Toronto (Ashbridge's Bay Marsh / Coatsworth Cut), Toronto (Gordon Lambert).
3. January 1951 - one, Toronto (Toronto Harbour off Ward's Island), Toronto (Greg Clark et al.).
4. February 1955 - one, Oshawa (Oshawa Harbour), Durham (George Scott).
5. December 1996 - two, Mississauga (Lakefront Promenade Park), Peel (John Lamey).
6. 30 November 2015 - one, Bronte (Bronte Harbour), Halton (Robert Secord),
7. 27 December 2018 - one (found very freshly dead), Whitby (Thickson Bay), Durham (Carolyn Van Goch).
8. 10 December 2022 - one, Toronto (Ashbridge's Bay Park), Toronto (Brian Stahls and 200+ happy souls).

Glenn notes that "all eight records involved oneday wonders; five of eight records with solitary observer; only one record with more than five."

On leaving, Bob Curry opined that the most productive places recently for Ontario birding had been Ashbridge's Bay, Tommy Thompson Park and Sam Smith Park, a far cry from the pre-landfill doldrums when Toronto birders hared over to the Hamilton study area to connect with real birds.

The Toronto Ornithological Club met two days later with about 100 people in attendance. Toronto's ornithological event of the decade/century, the Dovekie, was not mentioned during the event!

Caught in spring, Little Auks (Dovekie in North America) are a human food resource in winter. Kiviaq is an Inuit dish from Greenland. It is made by stuffing a seal skin with 300 to 500 Little Auks. Once full and airtight, the skin is sealed with seal fat and the Little Auks are left to ferment for 3 to 18 months under a pile of

Thoughts on Observing a Dovekie
By George Bryant

rocks. Danish explorer Knud Rasmussen's death is attributed to food poisoning from kiviaq. Serves him right!

The Dovekie is the only Atlantic seabird that feeds primarily on copepods (tiny crustaceans). The species has a high energy demand balanced by high food consumption. Lake Ontario water is clear, filtered by zebra mussels, thereby reducing the density of copepods. Like so many one-day wonders, much sought by listers, Toronto's Dovekie was doomed.

Reference: <https://www.saltwire.com/atlanticcanada/lifestyles/bruce-mactavish-dovekies-the-cutest-seabird-100680171/>



These are no the Toronto Dovekie, just an example of the species taken by Larry Neily at Black Rock, NS on Jan. 27, 2020